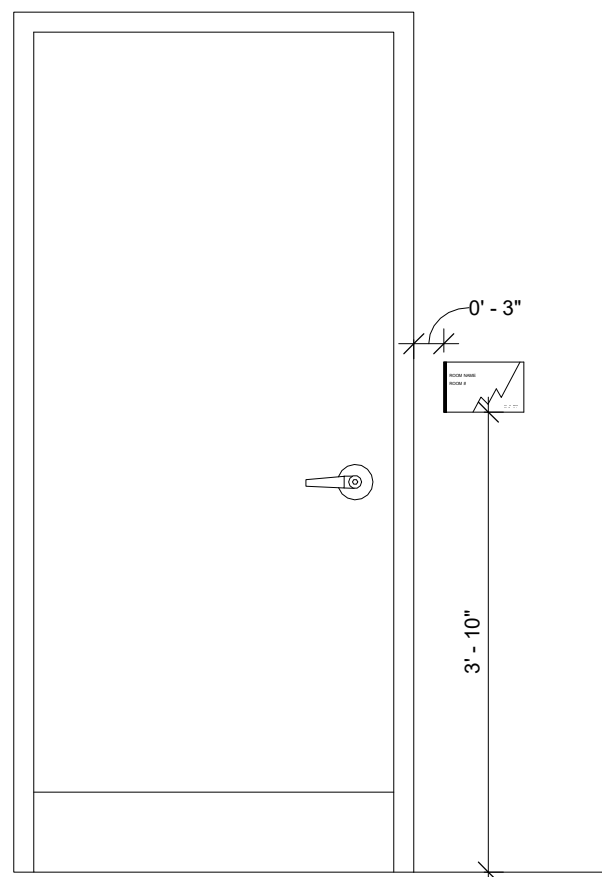
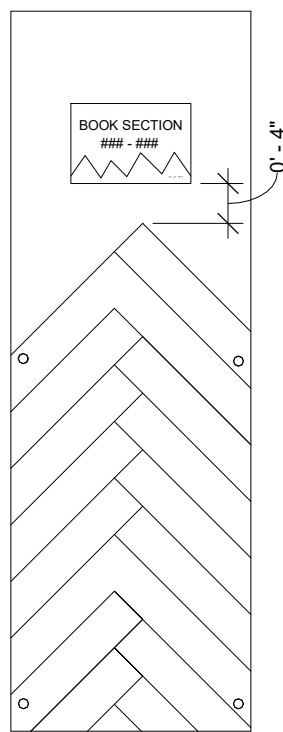


ADA REQUIREMENTS / STANDARD MOUNTING HEIGHTS:

SEE SHEET G.1 FOR ADA REQUIREMENTS / STANDARD MOUNTING HEIGHTS



TYPICAL MOUNTING HEIGHT FOR DOOR SIGNAGE



TYPICAL MOUNTING HEIGHT FOR BOOK END SIGNAGE

LIST OF ABBREVIATIONS:

ACT = ACOUSTICAL CEILING TILE
AFF = ABOVE FLOOR FINISH
BD = BOARD
CLD = CLOUD
COMP. = COMPUTER
CONF. = CONFERENCE
EGCC = ELEVATED GROUNDS COFFEE CO.
FF&E = FURNITURE, FIXTURE & EQUIPMENT
GYP = GYPSUM
MDF = MEDIUM DENSITY FIBER
MECH. = MECHANICAL
MTG. = MEETING
O.C. = ON CENTER
OL = OCCUPANT LOAD
OTD = OPEN TO DECK
RCP = REFLECTED CEILING PLAN
RECEPT. = RECEPTION
REF. = REFERENCE
RROOM = RESTROOM
SF = SQUARE FOOTAGE
SUSP. = SUSPENDED
W/ = WITH

DRAWING SYMBOLS LEGEND:

DIRECTION SYMBOL

DRAWING LABEL

ELEVATION SYMBOL: SINGLE REFERENCE

ELEVATION SYMBOL: MULTIPLE REFERENCE

SECTION MARK

ROOM SYMBOL

LARGE SCALE SYMBOL

DOOR TAG

MATERIAL INDEX:

CONCRETE

ACOUSTICAL SOUND BATT INSULATION

2'x2' ACOUSTICAL CEILING TILE

2" x 4" WOOD STUD

GYPSUM BOARD

PLYWOOD

SEFYOND - WP2

SEFYOND - WP3

KIREI BOARD

CODE SUMMARY:

INTERNATIONAL BUILDING CODE - 2012
NATIONAL FIRE PROTECTION ASSOCIATION - 2012
INTERNATIONAL FIRE CODE - 2012
LIFE SAFETY CODE (NFPA 101) - 2012
INTERNATIONAL PLUMBING CODE - 2012
INTERNATIONAL MECHANICAL CODE - 2012
INTERNATIONAL CODE COUNCIL ELECTRICAL CODE - 2012
AMERICANS WITH DISABILITIES ACT - 2012
INTERNATIONAL CODE COUNCIL / AMERICAN NATIONAL STANDARDS INSTITUTE - 2012

GENERAL PROJECT NOTES:

DRAWING INDEX:

| | |
|---------|--|
| G.1 | ADA MOUNTING DIMENSIONS |
| A.4.1 | LEVEL 1 FLOOR PLAN |
| A.4.2 | LEVEL 2 FLOOR PLAN |
| A.4.3 | LEVEL 3 FLOOR PLAN |
| A.4.4 | LEVEL 1 FF&E PLAN |
| A.4.5 | LEVEL 2 FF&E PLAN |
| A.4.6 | LEVEL 3 FF&E PLAN |
| A.4.7 | LEVEL 1 FLOOR PATTERN PLAN |
| A.4.8 | LEVEL 2 FLOOR PATTERN PLAN |
| A.4.9 | LEVEL 3 FLOOR PATTERN PLAN |
| A.4.10 | LEVEL 1 LIFE SAFETY PLAN |
| A.4.11 | LEVEL 2 LIFE SAFETY PLAN |
| A.4.12 | LEVEL 3 LIFE SAFETY PLAN |
| A.5.1 | LEVEL 1 REFLECTED CEILING PLAN |
| A.5.2 | LEVEL 2 REFLECTED CEILING PLAN |
| A.5.3 | LEVEL 3 REFLECTED CEILING PLAN |
| A.8.1 | WALL SECTIONS |
| A.8.2 | SOFFIT SECTIONS |
| A.10.1 | ELEVATIONS |
| A.10.2 | ELEVATIONS |
| A.10.3 | ELEVATIONS |
| A.10.4 | ELEVATIONS |
| A.10.5 | ELEVATIONS |
| A.10.6 | ELEVATIONS |
| A.10.7 | ELEVATIONS |
| A.10.8 | ELEVATIONS & SECTIONS |
| A.10.9 | ELEVATIONS & SECTIONS |
| A.10.10 | LARGE SCALE PLAN |
| A.10.11 | LARGE SCALE PLAN |
| A.10.12 | LARGE SCALE PLAN |
| A.10.13 | LARGE SCALE PLAN, ELEVATIONS, & SECTIONS |
| A.10.14 | LARGE SCALE PLAN & ELEVATIONS |
| A.11.1 | LEVEL 1 ROOM FINISH SCHEDULE |
| A.11.2 | LEVEL 2 ROOM FINISH SCHEDULE |
| A.11.3 | LEVEL 3 ROOM FINISH SCHEDULE |
| A.12.1 | DOOR DETAILS & SCHEDULE |
| E.1.1 | LEVEL 1 LIGHTING PLAN |
| E.1.2 | LEVEL 2 LIGHTING PLAN |
| E.1.3 | LEVEL 3 LIGHTING PLAN |
| E.2.1 | LEVEL 1 POWER AND COMMUNICATION PLAN |
| E.2.2 | LEVEL 2 POWER AND COMMUNICATION PLAN |
| E.2.3 | LEVEL 3 POWER AND COMMUNICATION PLAN |

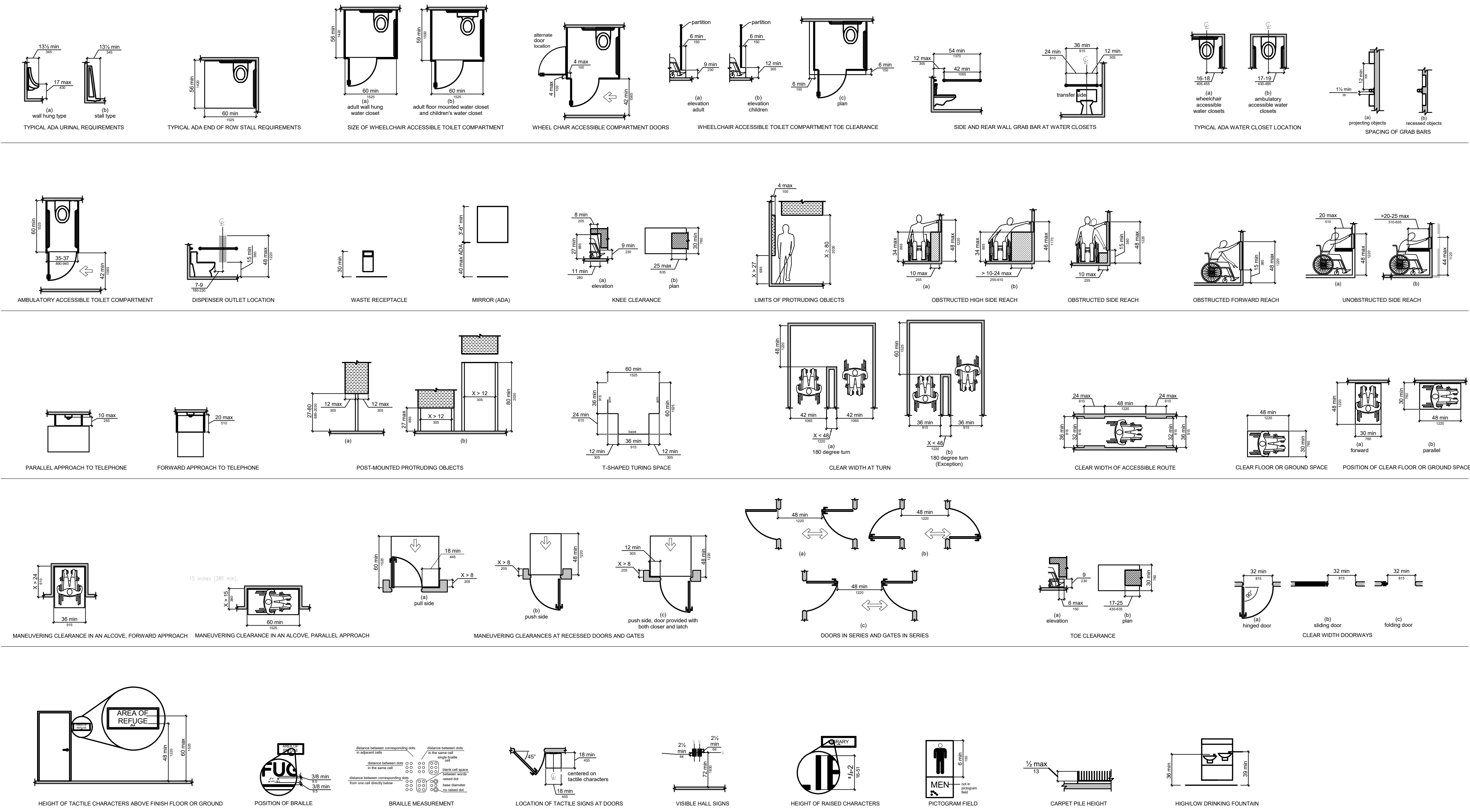


PIKES PEAK PUBLIC LIBRARY

DRAWN BY:
RGB INTERIORS
COURSE: ADHM 452
DATE: 22 APRIL 2016

A.COVER

NOTES:
ADA FIGURES, (2016). ABADI
ACCESSIBILITY. RETRIEVED FROM
WWW.ABADIACCESS.COM/
UNCATEGORIZED/AUTOCAD-FILES-
OF-THE-2010-ADA-FIGURES/

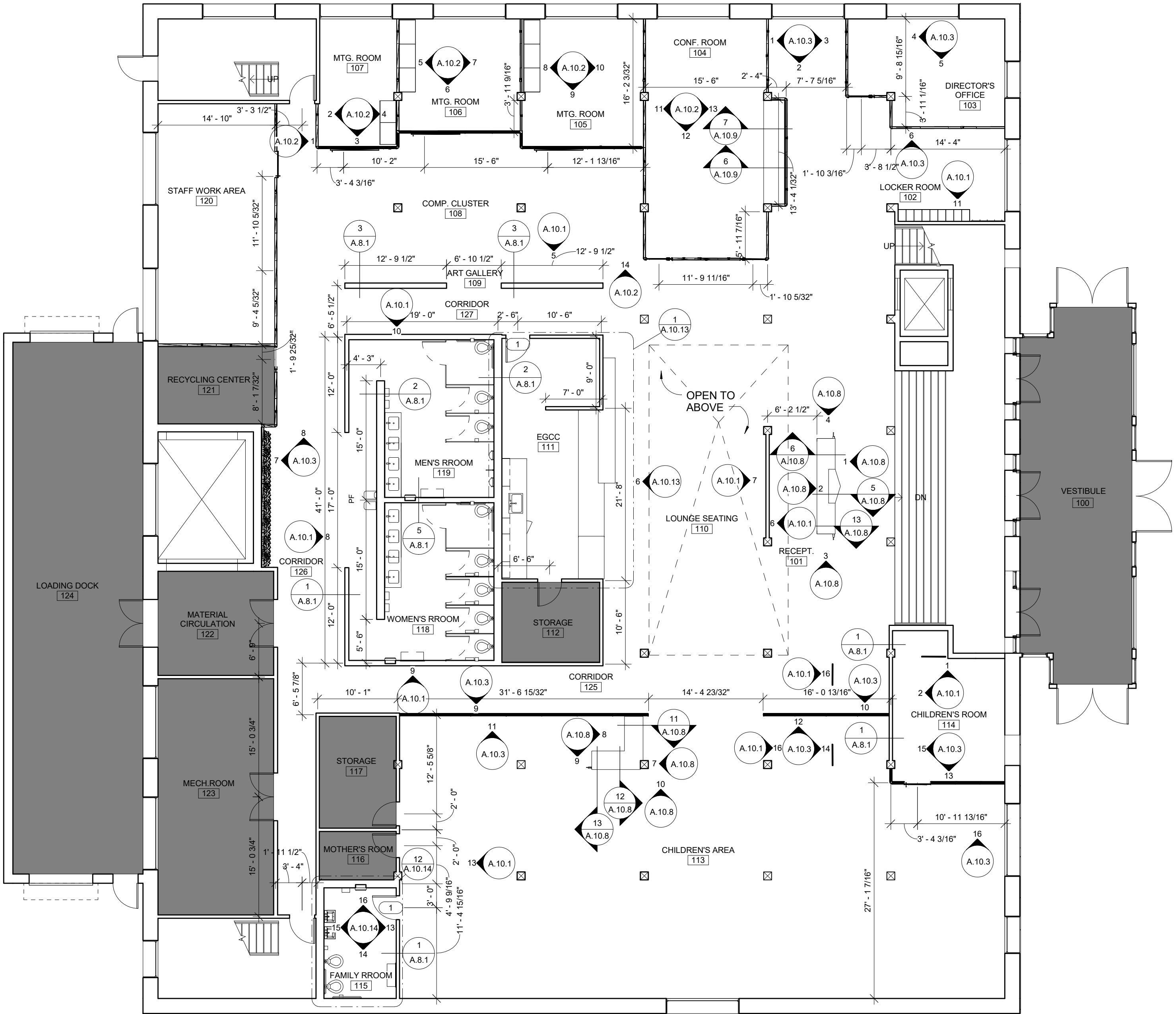


ADA MOUNTING DIMENSIONS

PIKES PEAK
PUBLIC LIBRARY

DRAWN BY:
RGB INTERIORS
COURSE: ADHM 452
DATE: 22 APRIL 2016

G.1



1 LEVEL 1 FLOOR PLAN
1/8" = 1'-0"

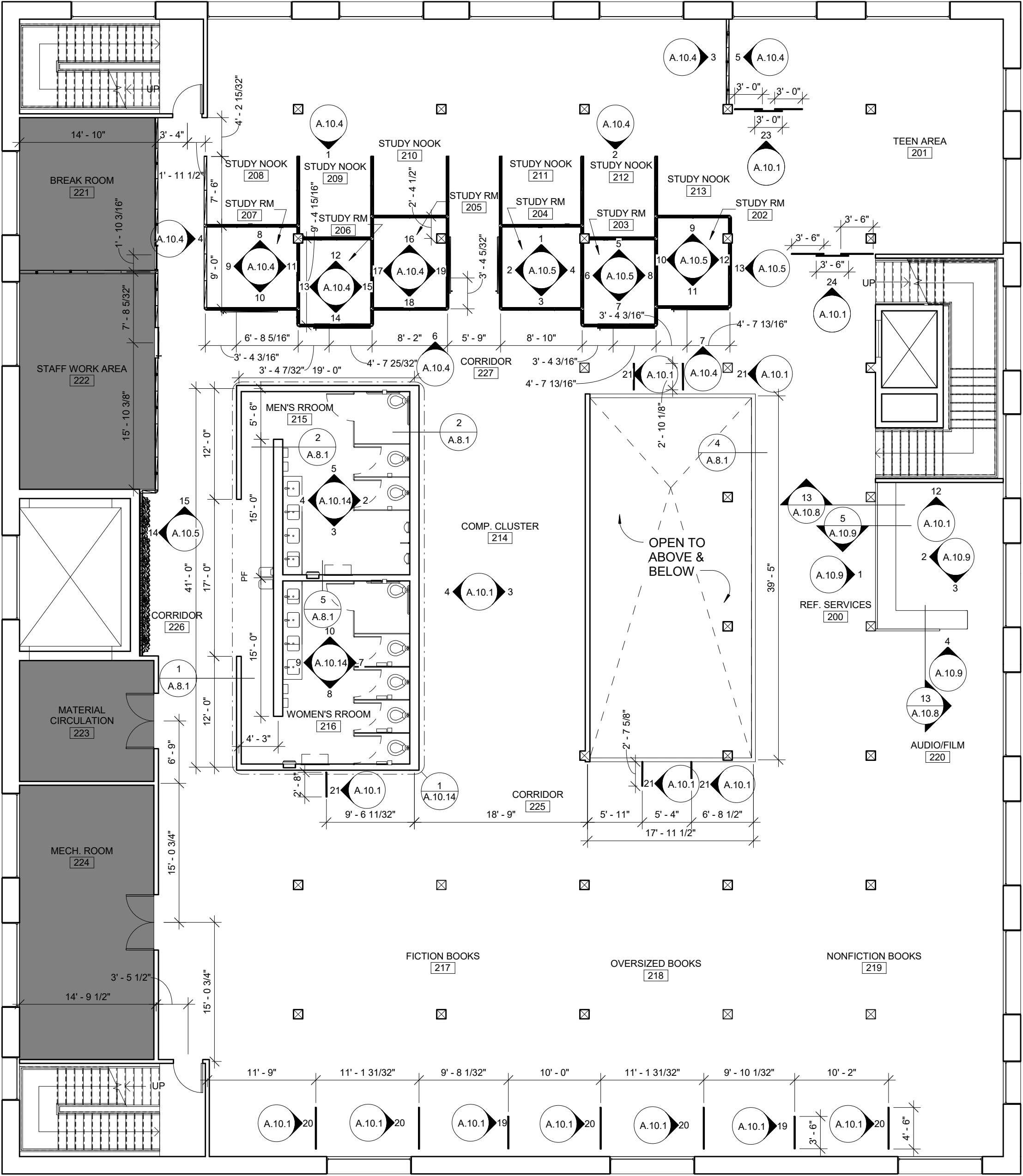


LEVEL 1 FLOOR PLAN

PIKES PEAK
PUBLIC LIBRARY

DRAWN BY:
RGB INTERIORS
COURSE: ADHM 452
DATE: 22 APRIL 2016

A.4.1



1 LEVEL 2 FLOOR PLAN
1/8" = 1'-0"

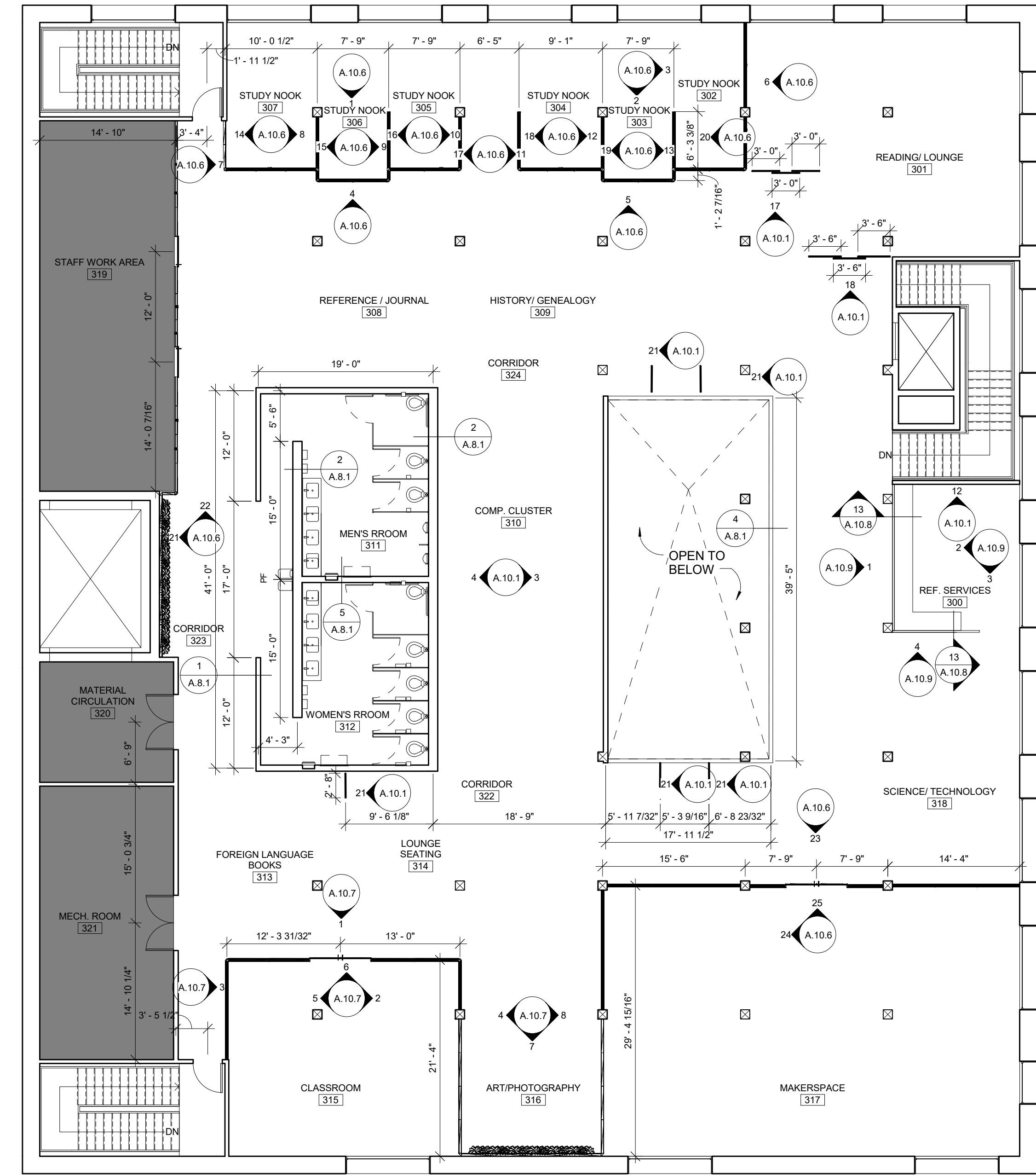


LEVEL 2 FLOOR PLAN

PIKES PEAK
PUBLIC LIBRARY

DRAWN BY:
RGB INTERIORS
COURSE: ADHM 452
DATE: 22 APRIL 2016

A.4.2



① LEVEL 3 FLOOR PLAN
1/8" = 1'-0"



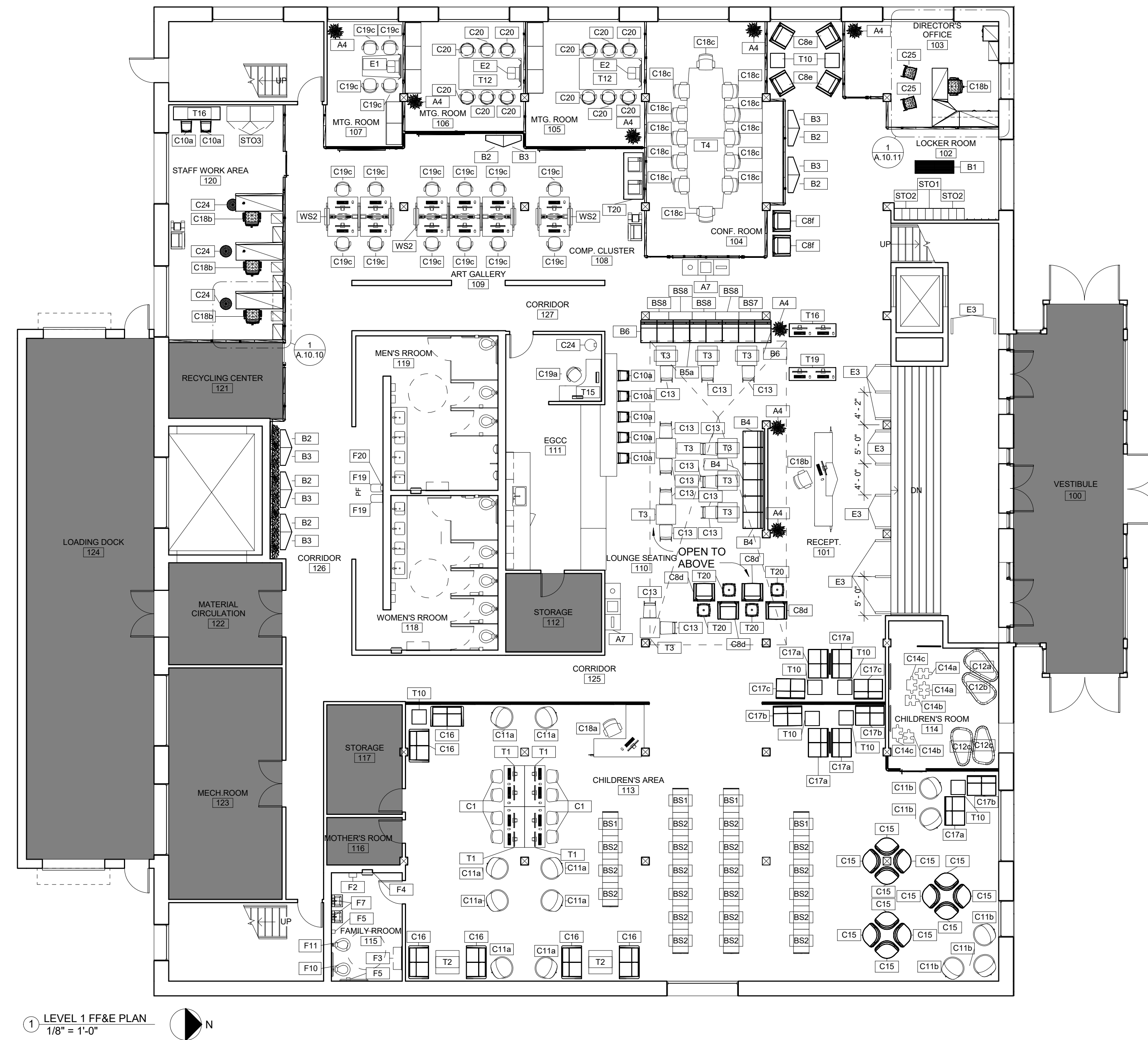
LEVEL 3 FLOOR PLAN

PIKES PEAK
PUBLIC LIBRARY

DRAWN BY:
RGB INTERIORS
COURSE: ADHM 452
DATE: 22 APRIL 2016

NOTES:

SEE FF&E SCHEDULE




LEVEL 1 FF&E PLAN

PIKES PEAK
PUBLIC LIBRARY

DRAWN BY:
RGB INTERIORS
COURSE: ADHM 452
DATE: 22 APRIL 2016

A.4.4




1 LEVEL 2 FF&E PLAN
1/8" = 1'-0"



LEVEL 2 FF&E PLAN

PIKES PEAK
PUBLIC LIBRARY

DRAWN BY:
RGB INTERIORS
COURSE: ADHM 452
DATE: 22 APRIL 2016



1 LEVEL 3 FF&E PLAN
1/8" = 1'-0"



LEVEL 3 FF&E PLAN

PIKES PEAK
PUBLIC LIBRARY

DRAWN BY:
RGB INTERIORS
COURSE: ADHM 452
DATE: 22 APRIL 2016

NOTES:
SEE SHEET A.11.1 FOR FINISH SCHEDULE
DIRTT WALLS TO BE INSTALLED ON FINISHED FLOOR



| FLOOR FINISH LEGEND | |
|---------------------|------------------------------|
| | CPT1 CARPET TILE |
| | CPT2 CARPET TILE - 18" x 36" |
| | CPT4 CARPET TILE |
| | CPT5 CARPET TILE |
| | CPT6 CARPET TILE |
| | CT1 CERAMIC TILE |
| | CT2 CERAMIC TILE |
| | CT3 CERAMIC TILE |
| | CONCRETE |

1 LEVEL 1 FLOOR PATTERN PLAN
1/8" = 1'-0"



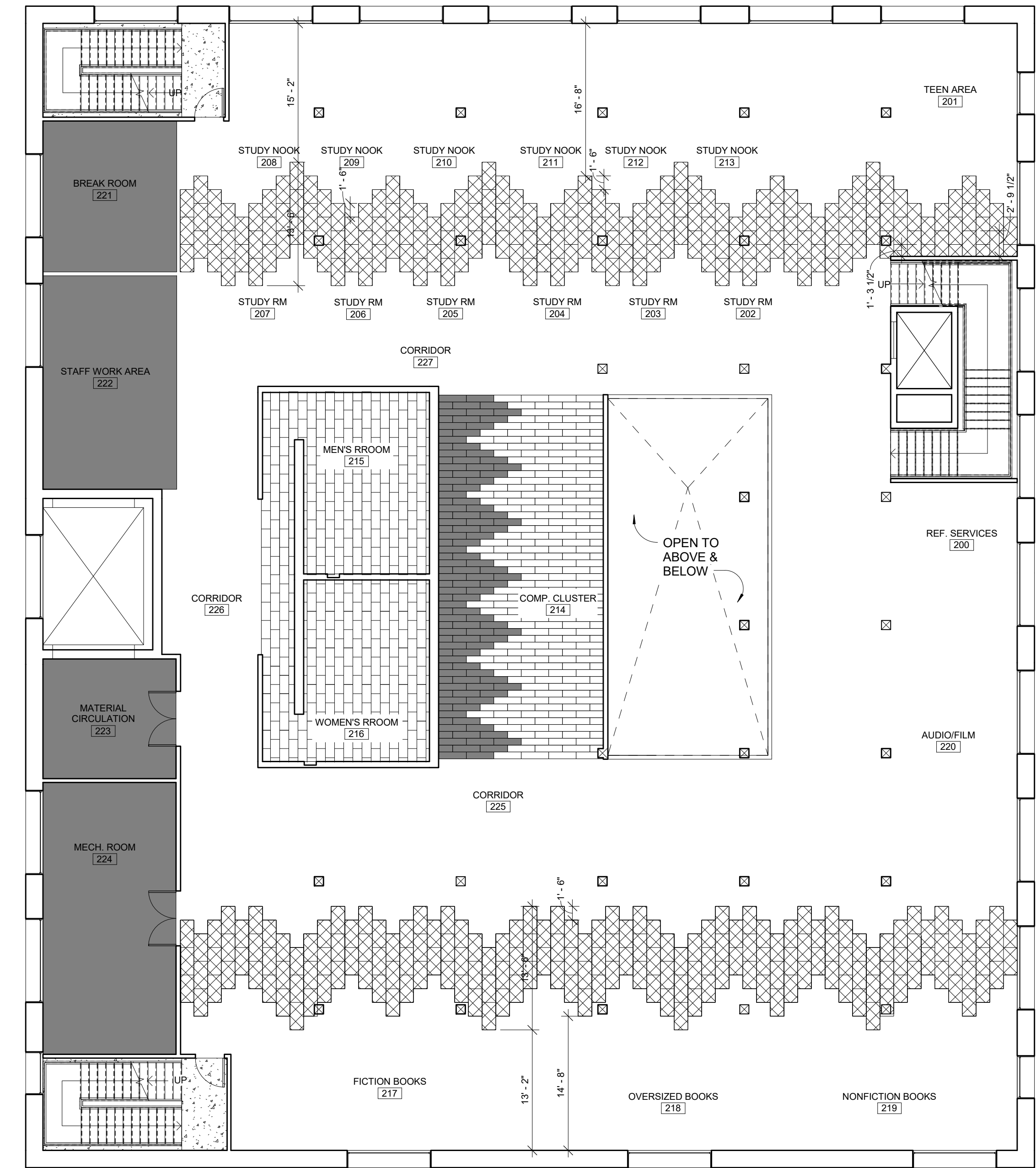
LEVEL 1 FLOOR PATTERN PLAN

PIKES PEAK
PUBLIC LIBRARY

DRAWN BY:
RGB INTERIORS
COURSE: ADHM 452
DATE: 22 APRIL 2016

A.4.7

NOTES:
SEE SHEET A.11.2 FOR FINISH SCHEDULE
DIRTT WALLS TO BE INSTALLED ON FINISHED FLOOR



1 LEVEL 2 FLOOR PATTERN PLAN
1/8" = 1'-0"

| FLOOR FINISH LEGEND | |
|---------------------|------------------------------|
| | CPT1 CARPET TILE |
| | CPT2 CARPET TILE - 18" x 36" |
| | CPT3 CARPET TILE |
| | CPT6 CARPET TILE |
| | CT1 CERAMIC TILE |
| | CT2 CERAMIC TILE |
| | CONCRETE |

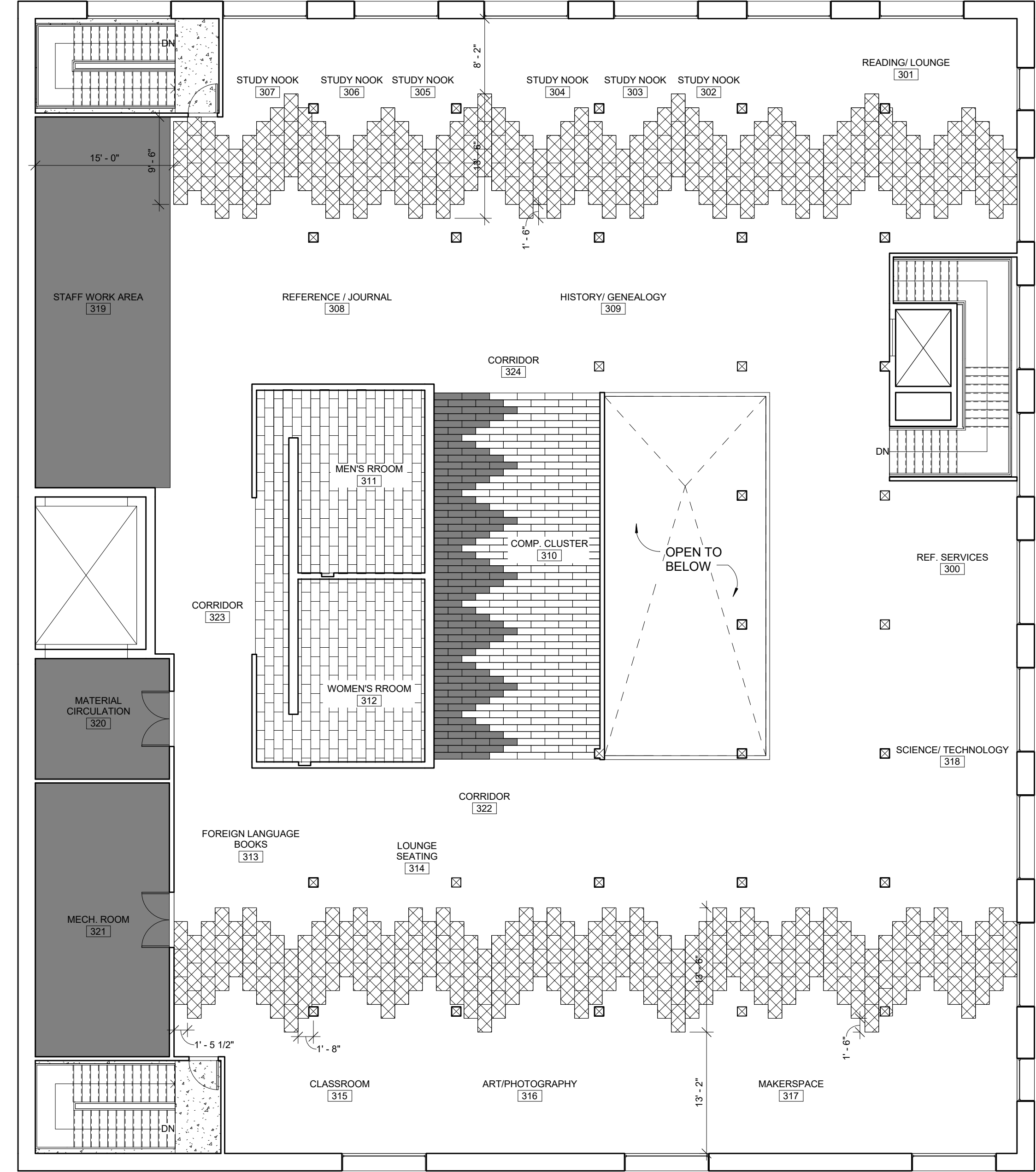


LEVEL 2 FLOOR PATTERN PLAN

PIKES PEAK
PUBLIC LIBRARY

DRAWN BY:
RGB INTERIORS
COURSE: ADHM 452
DATE: 22 APRIL 2016

NOTES:
SEE SHEET A.11.3 FOR FINISH SCHEDULE
DIRTT WALLS TO BE INSTALLED ON FINISHED FLOOR



① LEVEL 3 FLOOR PATTERN PLAN
1/8" = 1'-0"

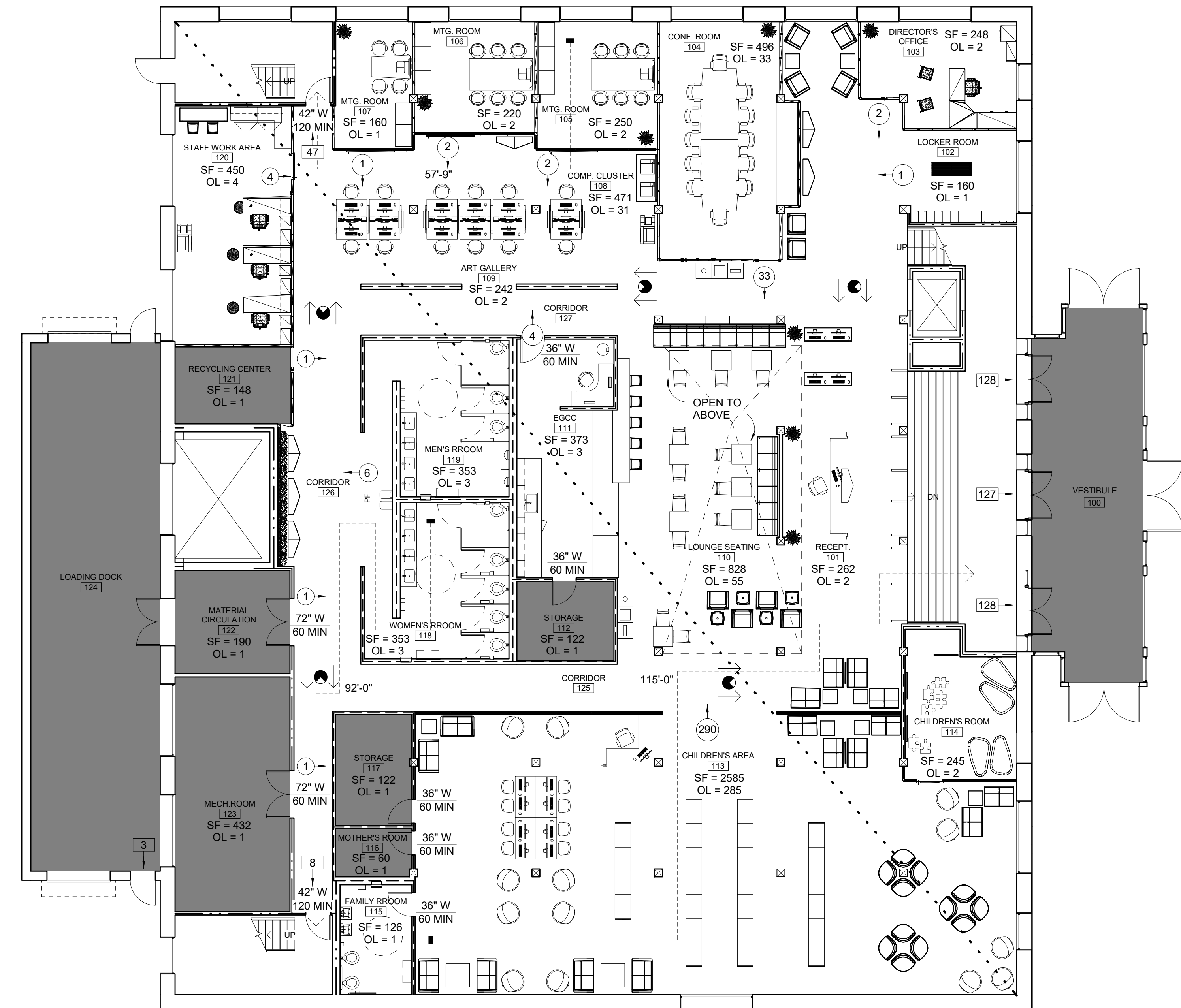
| FLOOR FINISH LEGEND | |
|---------------------|------------------------------|
| | CPT1 CARPET TILE |
| | CPT2 CARPET TILE - 18" x 36" |
| | CPT3 CARPET TILE |
| | CPT6 CARPET TILE |
| | CT1 CERAMIC TILE |
| | CT2 CERAMIC TILE |
| | CONCRETE |



LEVEL 3 FLOOR PATTERN PLAN

PIKES PEAK
PUBLIC LIBRARY

DRAWN BY:
RGB INTERIORS
COURSE: ADHM 452
DATE: 22 APRIL 2016



1 LEVEL 1 LIFE SAFETY PLAN
1/8" = 1'-0"

EGRESS INFORMATION

| | |
|--|--|
| A. OCCUPANT LOAD 100 VESTIBULE = 15 101 RECEPTION = 2 102 LOCKER ROOM = 1 103 DIRECTOR'S OFFICE = 2 104 CONFERENCE ROOM = 33 105 MEETING ROOM = 2 106 MEETING ROOM = 2 107 MEETING ROOM = 1 108 COMPUTER CLUSTER = 31 109 ART GALLERY = 2 110 LOUNGE SEATING = 55 111 ELEVATED GROUNDS COFFEE CO. = 3 112 STORAGE = 1 113 CHILDREN'S AREA = 285 114 CHILDREN'S ROOM = 1 115 FAMILY RESTROOM = 1 116 MOTHER'S ROOM = 1 117 STORAGE = 1 118 WOMEN'S RESTROOM = 3 119 MEN'S RESTROOM = 3 120 STAFF WORK AREA = 4 121 RECYCLING CENTER = 1 122 MATERIAL CIRCULATION = 1 123 MECHANICAL ROOM = 1 124 LOADING DOCK = 3 | B. OCCUPANT EGRESS WIDTH REQUIRED OL X 0.3 = 39" PROVIDED = 42" |
| C. NUMBER OF EXITS REQUIRED = 2 PROVIDED = 3 | D. LOCATION OF EXITS OVERALL DIAGONAL = 162'-0" 1/2 DIAGONAL REQUIRED DISTANCE = 81'-0" PROVIDED = 102'-0" |
| E. TRAVEL DISTANCE REQUIRED = 200'-0" MAXIMUM PROVIDED = 115'-0" MAXIMUM | |

TOTAL OCCUPANT LOAD = 455

SYMBOL LEGEND


| | |
|------------------------------------|--|
| --- | 1-HOUR FIRE PARTITION |
| -.-.- | 2-HOUR FIRE PARTITION |
| ←--- | TRAVEL DISTANCE 200" MAXIMUM |
| | DIAGONAL INDICATOR |
| 48" W 60 MIN | EGRESS DOOR RATING |
| ROOM ROOM # SF = # OL = # | ROOM LABEL WITH SF AND OCCUPANT LOAD PER SPACE |
| ↓⊗↓ | DIRECTIONAL EXIT SIGN |



LEVEL 1 LIFE SAFETY PLAN

PIKES PEAK
PUBLIC LIBRARY

DRAWN BY:
RGB INTERIORS
COURSE: ADHM 452
DATE: 22 APRIL 2016



1 LEVEL 2 LIFE SAFETY PLAN
1/8" = 1'-0"

EGRESS INFORMATION

| | | |
|------------------------------|---|---|
| A. OCCUPANT LOAD | 200 REFERENCE SERVICES = 3 | B. OCCUPANT EGRESS WIDTH REQUIRED OL X 0.3 = 36" PROVIDED = 42" |
| | 201 TEEN AREA = 6 | |
| | 202 STUDY ROOM = 5 | C. NUMBER OF EXITS REQUIRED = 2 PROVIDED = 3 |
| | 203 STUDY ROOM = 4 | |
| | 204 STUDY ROOM = 5 | |
| | 205 STUDY ROOM = 5 | |
| | 206 STUDY ROOM = 5 | |
| | 207 STUDY ROOM = 5 | |
| | 208 STUDY NOOK = 6 | D. LOCATION OF EXITS OVERALL DIAGONAL = 162'-9" 1/2 DIAGONAL REQUIRED DISTANCE = 81'-4 1/2" PROVIDED = 120'-0" |
| | 209 STUDY NOOK = 5 | |
| | 210 STUDY NOOK = 4 | |
| | 211 STUDY NOOK = 5 | |
| 212 STUDY NOOK = 5 | | |
| 213 STUDY NOOK = 5 | | |
| 214 COMPUTER CLUSTER = 49 | E. TRAVEL DISTANCE REQUIRED = 200'-0" MAXIMUM PROVIDED = 88'-0" MAXIMUM | |
| 215 MEN'S RESTROOM = 3 | | |
| 216 WOMEN'S RESTROOM = 3 | | |
| 217 FICTION BOOKS = 15 | | |
| 218 OVERSIZED BOOKS = 5 | | |
| 219 NONFICTION BOOKS = 10 | | |
| 220 AUDIO/FILM = 4 | | |
| 221 BREAK ROOM = 1 | | |
| 222 STAFF WORK AREA = 3 | | |
| 223 MATERIAL CIRCULATION = 2 | | |
| 224 MECHANICAL ROOM = 1 | | |
| TOTAL OCCUPANT LOAD = 164 | | |

SYMBOL LEGEND

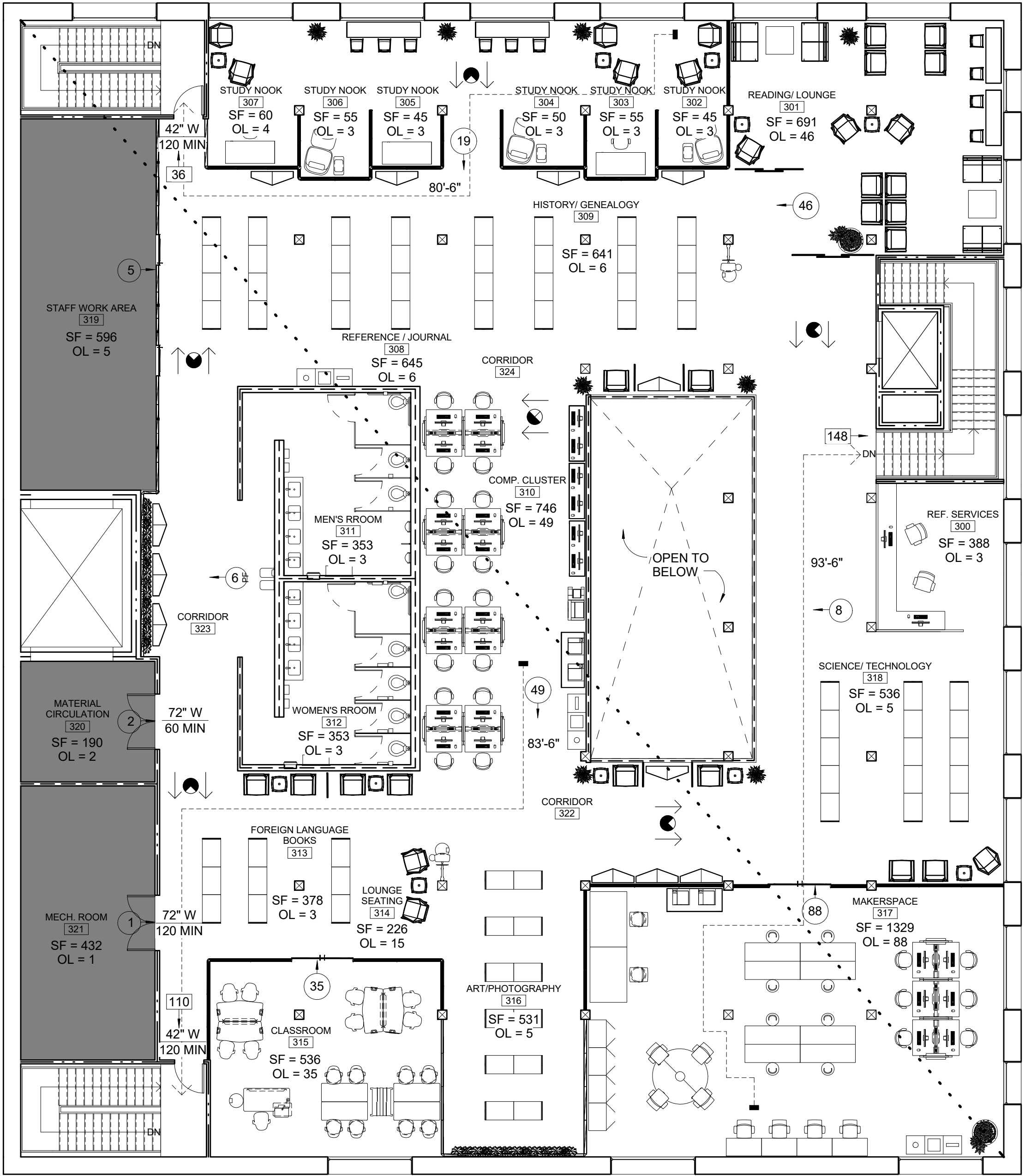
| | |
|------------------------------------|--|
| --- | 1-HOUR FIRE PARTITION |
| - - - | 2-HOUR FIRE PARTITION |
| ←--- | TRAVEL DISTANCE 200" MAXIMUM |
| | DIAGONAL INDICATOR |
| 48" W 60 MIN | EGRESS DOOR RATING |
| ROOM ROOM # SF = # OL = # | ROOM LABEL WITH SF AND OCCUPANT LOAD PER SPACE |
| ↓ | DIRECTIONAL EXIT SIGN |



LEVEL 2 LIFE SAFETY PLAN

PIKES PEAK
PUBLIC LIBRARY

DRAWN BY:
RGB INTERIORS
COURSE: ADHM 452
DATE: 22 APRIL 2016



1 LEVEL 3 LIFE SAFETY PLAN
1/8" = 1'-0"

EGRESS INFORMATION

| | |
|--------------------------------|--|
| A. OCCUPANT LOAD | B. OCCUPANT EGRESS WIDTH |
| 300 REFERENCE DESK = 3 | REQUIRED OL X 0.3 = 36" |
| 301 READING/LOUNGE = 46 | PROVIDED = 42" |
| 302 STUDY NOOK = 3 | |
| 303 STUDY NOOK = 3 | |
| 304 STUDY NOOK = 3 | |
| 305 STUDY NOOK = 3 | |
| 306 STUDY NOOK = 3 | |
| 307 STUDY NOOK = 4 | |
| 308 HISTORY/GENEALOGY = 6 | |
| 309 REFERENCE / JOURNAL = 6 | |
| 310 COMPUTER CLUSTER = 49 | |
| 311 MEN'S RESTROOM = 3 | |
| 312 WOMEN'S RESTROOM = 3 | |
| 313 FOREIGN LANGUAGE BOOKS = 3 | |
| 314 LOUNGE SEATING = 15 | |
| 315 CLASSROOM = 35 | |
| 316 ART/PHOTOGRAPHY = 5 | |
| 317 MAKERSPACE = 88 | |
| 318 SCIENCE/TECHNOLOGY = 5 | |
| 319 STAFF WORK AREA = 5 | |
| 320 MATERIAL CIRCULATION = 2 | |
| 321 MECHANICAL ROOM = 1 | |
| | C. NUMBER OF EXITS |
| | REQUIRED = 2 |
| | PROVIDED = 3 |
| | |
| | D. LOCATION OF EXITS |
| | OVERALL DIAGONAL = 162'-9" |
| | 1/2 DIAGONAL REQUIRED DISTANCE = 183'-4 1/2" |
| | PROVIDED = 120'-0" |
| | |
| | E. TRAVEL DISTANCE |
| | REQUIRED = 200" MAXIMUM |
| | PROVIDED = 93'-6" MAXIMUM |
| TOTAL OCCUPANT LOAD = 294 | |

SYMBOL LEGEND

| | |
|----------------------------|--|
| --- | 1-HOUR FIRE PARTITION |
| -.-.- | 2-HOUR FIRE PARTITION |
| ←--- | TRAVEL DISTANCE 200" MAXIMUM |
| | DIAGONAL INDICATOR |
| 48" W 60 MIN | EGRESS DOOR RATING |
| ROOM # SF = # OL = # | ROOM LABEL WITH SF AND OCCUPANT LOAD PER SPACE |
| ↓ | DIRECTIONAL EXIT SIGN |



LEVEL 3 LIFE SAFETY PLAN





PIKES PEAK
PUBLIC LIBRARY

DRAWN BY:
RGB INTERIORS
COURSE: ADHM 452
DATE: 22 APRIL 2016

ALL CEILINGS 14'-0" UNLESS
NOTED OTHERWISE

ALL CEILINGS OPEN TO DECK
ABOVE UNLESS NOTED
OTHERWISE



| CEILING FINISH LEGEND | |
|---|----------------------|
|  | 2X2 ACT |
|  | PAINTED GYPSUM BOARD |
|  | WP2 SEEYOND |
|  | WP3 SEEYOND |


























LEVEL 1 REFLECTED CEILING
PLAN

PIKES PEAK
PUBLIC LIBRARY

DRAWN BY:
RGB INTERIORS
COURSE: ADHM 452
DATE: 22 APRIL 2016



| LIGHTING LEGEND | | |
|---|------|----------------------------------|
|  | L-1 | LED SUSPENDED FIXTURE |
|  | L-2 | LED SUSPENDED FIXTURE |
|  | L-3 | 2X4 RECESSED FLUORESCENT |
|  | L-4 | LED PENDANT |
|  | L-5 | LED PENDANT |
|  | L-6 | LED SURFACE MOUNTED FIXTURE |
|  | L-7 | LED SURFACE MOUNTED FIXTURE |
|  | L-8 | LED SURFACE MOUNTED FIXTURE |
|  | L-9 | LED SURFACE MOUNTED FIXTURE |
|  | L-10 | LED PENDANT |
|  | L-11 | LED PENDANT |
|  | L-12 | LED TRACK LIGHTING |
|  | L-13 | LED COVE LIGHTING |
|  | L-14 | DIRECTIONAL LED PENDANT |
|  | | MULTIDIRECTIONAL SECURITY CAMERA |
|  | | SPRINKLER |
|  | | SMOKE DETECTOR |
|  | | SUPPLY |
|  | | RETURN |

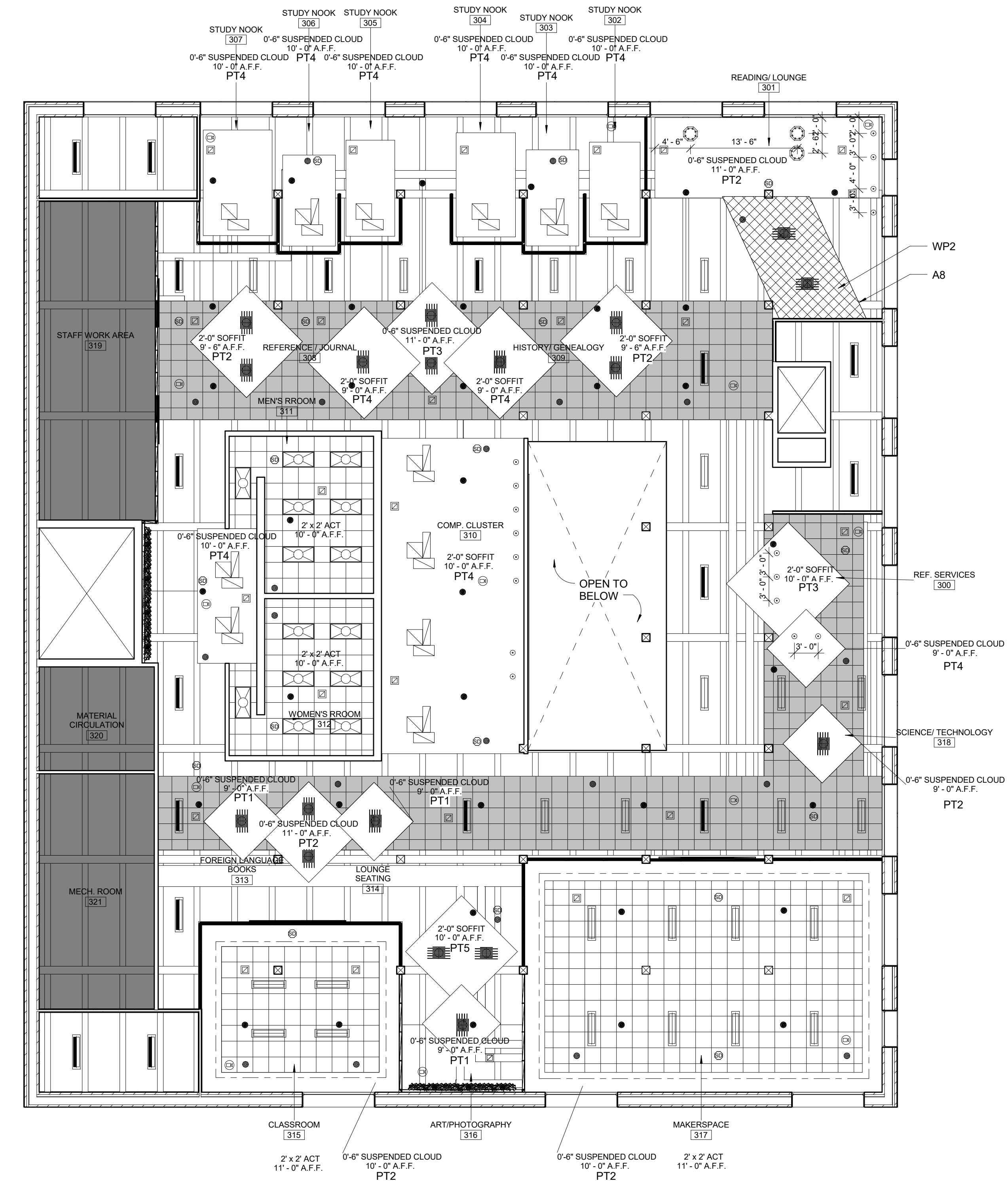
| CEILING FINISH LEGEND | | | |
|--|--|--|--|
|  2X2 ACT | | | |
|  PAINTED GYPSUM BOARD | | | |
|  WP2 SEEYOND | | | |
|  WP3 SEEYOND | | | |



LEVEL 2 REFLECTED CEILING
PLAN

PIKES PEAK
PUBLIC LIBRARY

DRAWN BY:
RGB INTERIORS
COURSE: ADHM 452
DATE: 22 APRIL 2016



| LIGHTING LEGEND | | |
|-----------------|------|----------------------------------|
| | L-1 | LED SUSPENDE D FIXTURE |
| | L-2 | LED SUSPENDE D FIXTURE |
| | L-3 | 2X4 RECESSE D FLUORESCENT |
| | L-4 | LED PENDANT |
| | L-5 | LED PENDANT |
| | L-6 | LED SURFACE MOUNTE D FIXTURE |
| | L-7 | LED SURFACE MOUNTE D FIXTURE |
| | L-8 | LED SURFACE MOUNTE D FIXTURE |
| | L-9 | LED SURFACE MOUNTE D FIXTURE |
| | L-10 | LED PENDANT |
| | L-11 | LED PENDANT |
| | L-12 | LED TRACK LIGHTING |
| | L-13 | LED COVE LIGHTING |
| | L-14 | DIRECTIONAL LED PENDANT |
| | | MULTIDIRECTIONAL SECURITY CAMERA |
| | | SPRINKLER |
| | | SMOKE DETECTOR |
| | | SUPPLY |
| | | RETURN |

| CEILING FINISH LEGEND | |
|-----------------------|----------------------|
| | 2X2 ACT |
| | PAINTED GYPSUM BOARD |
| | WP2 SEEYOND |
| | WP3 SEEYOND |

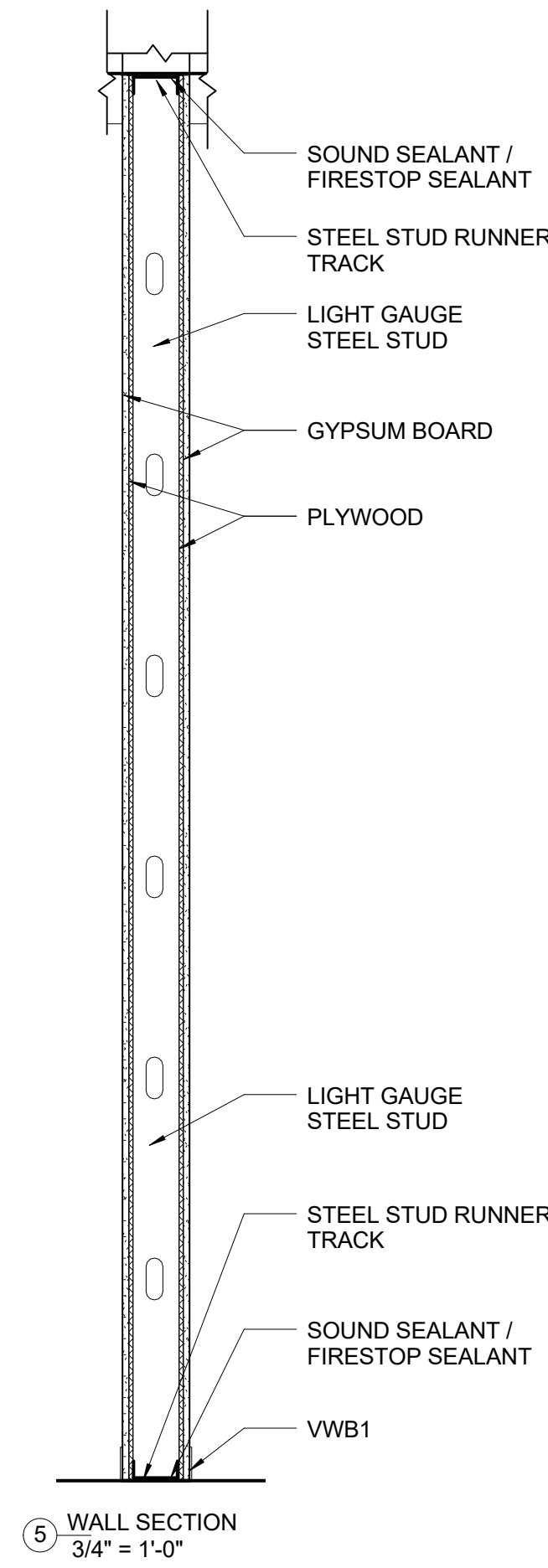
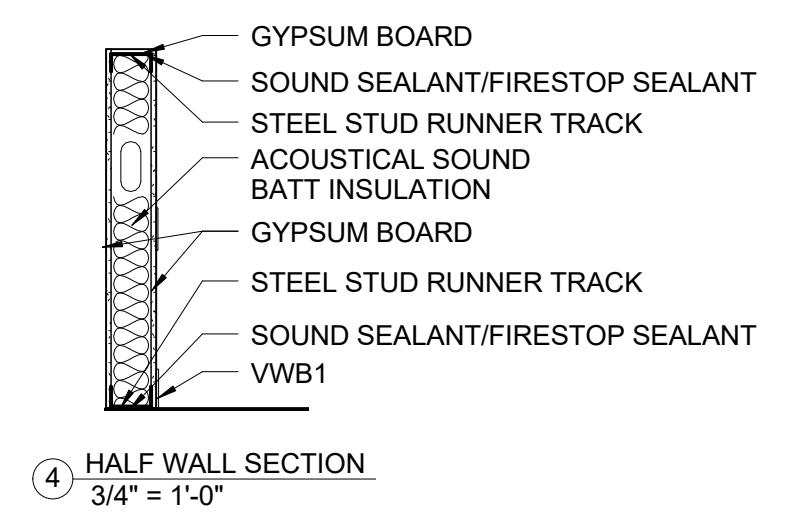
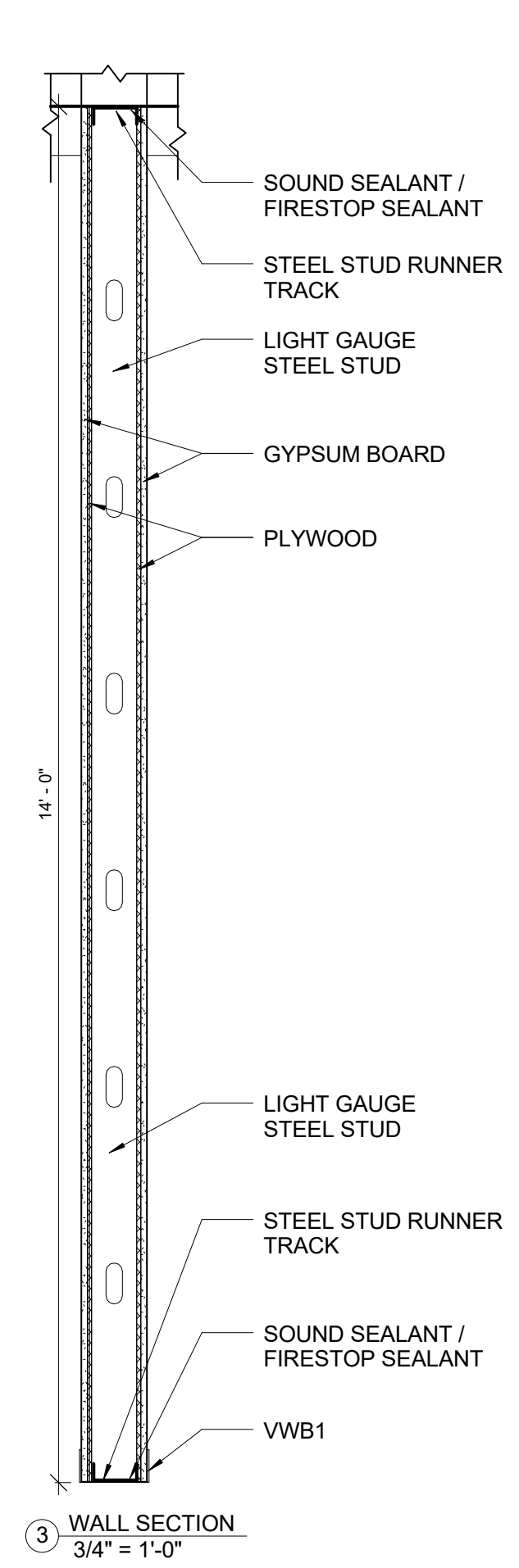
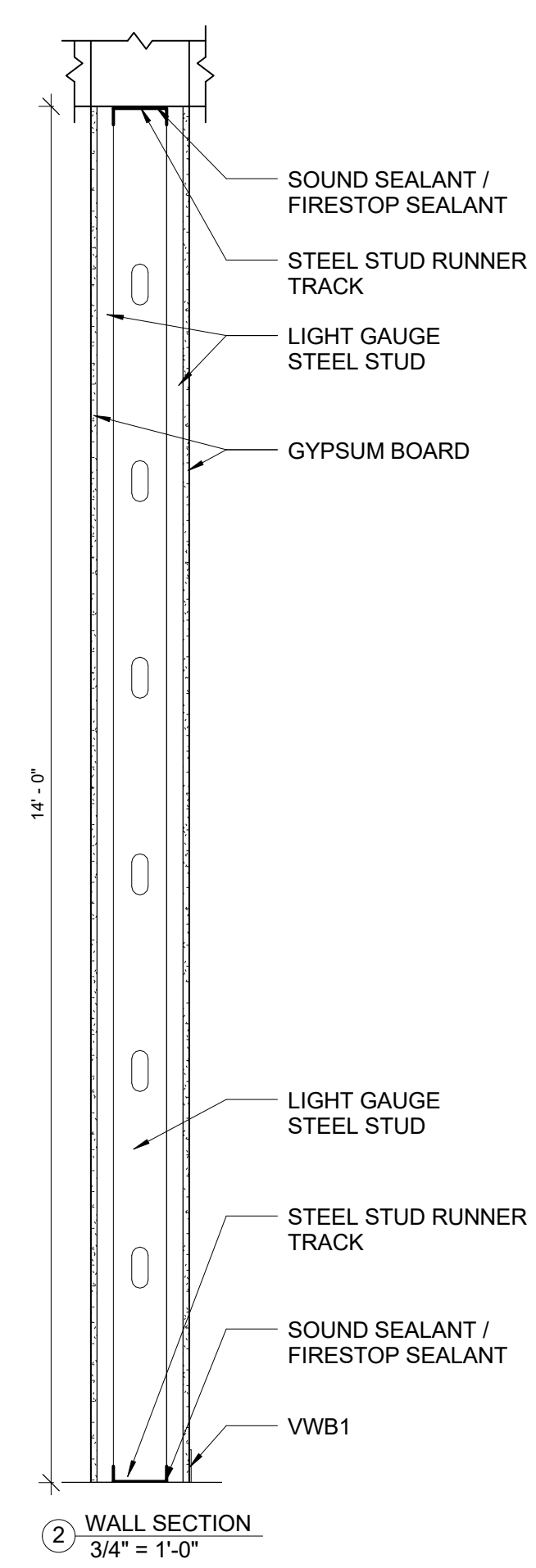
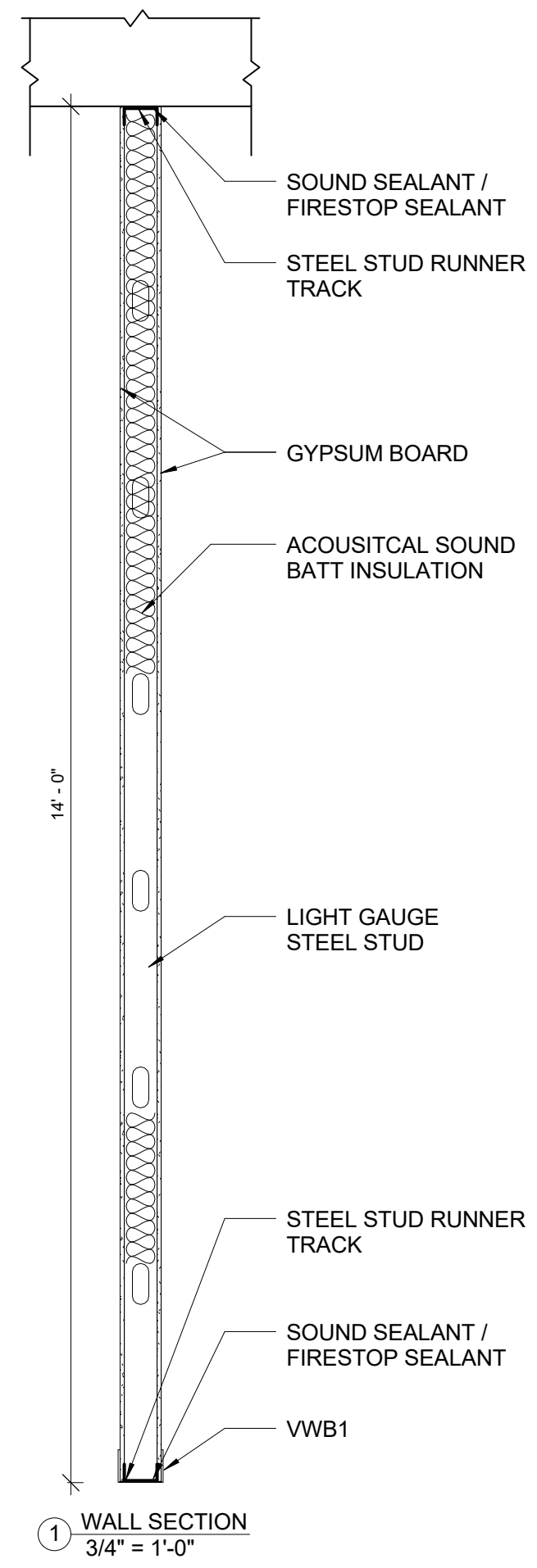


LEVEL 3 REFLECTED CEILING
PLAN

PIKES PEAK
PUBLIC LIBRARY

DRAWN BY:
RGB INTERIORS
COURSE: ADHM 452
DATE: 22 APRIL 2016

A.5.3

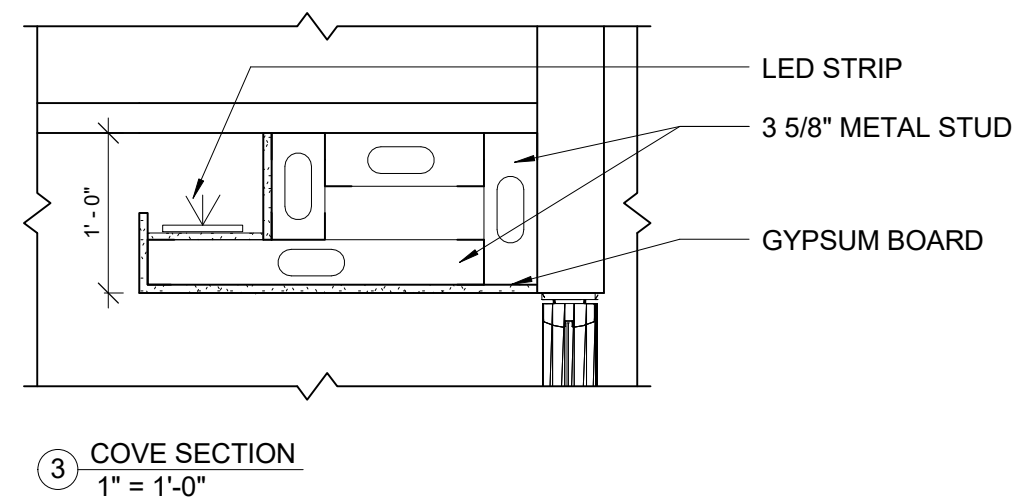
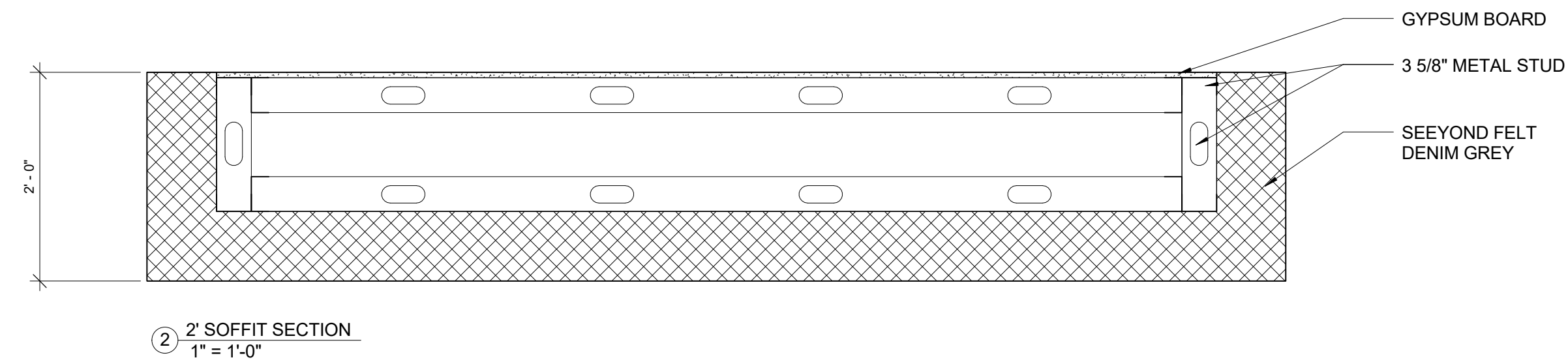
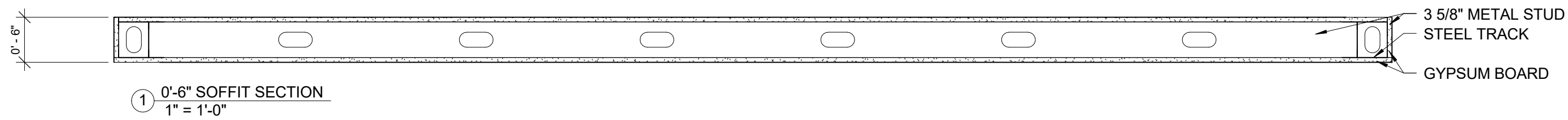


WALL SECTIONS

PIKES PEAK
PUBLIC LIBRARY

DRAWN BY:
RGB INTERIORS
COURSE: ADHM 452
DATE: 22 APRIL 2016

NOTES:

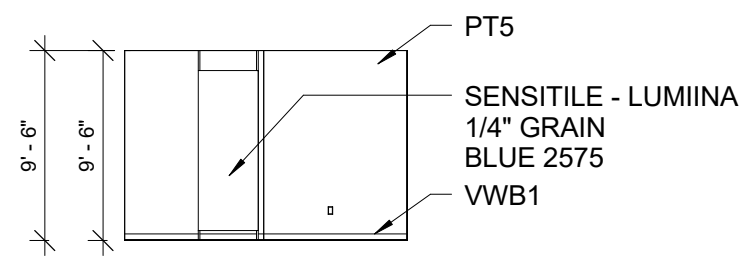


SOFFIT SECTIONS

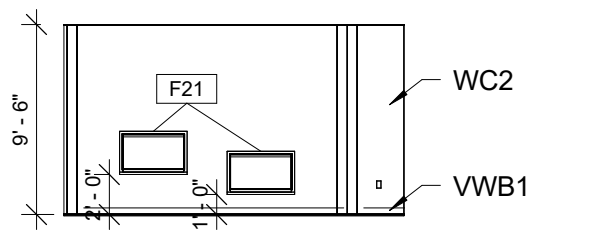
PIKES PEAK
PUBLIC LIBRARY

DRAWN BY:
RGB INTERIORS
COURSE: ADHM 452
DATE: 22 APRIL 2016

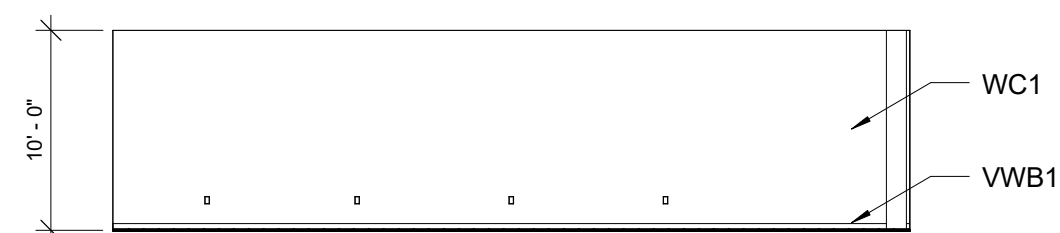
A.8.2



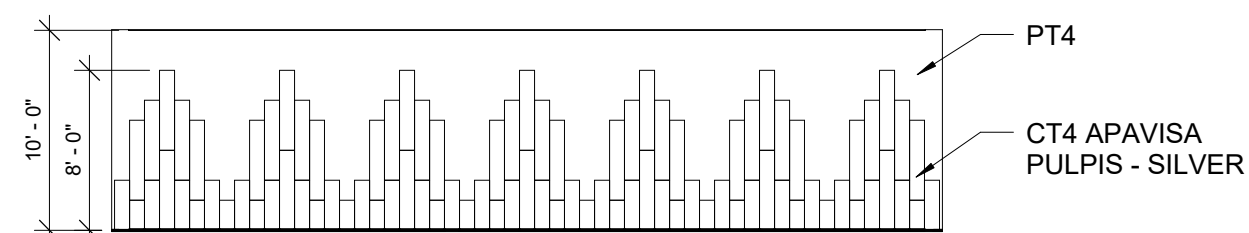
① CHILDREN'S ROOM WEST ELEVATION
1/8" = 1'-0"



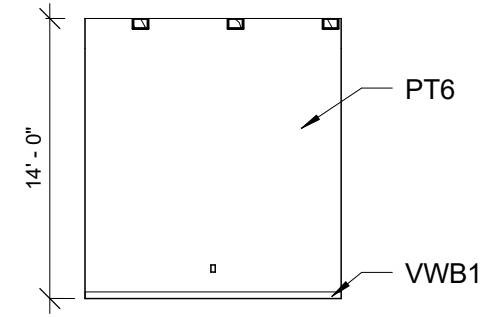
② CHILDREN'S ROOM SOUTH ELEVATION
1/8" = 1'-0"



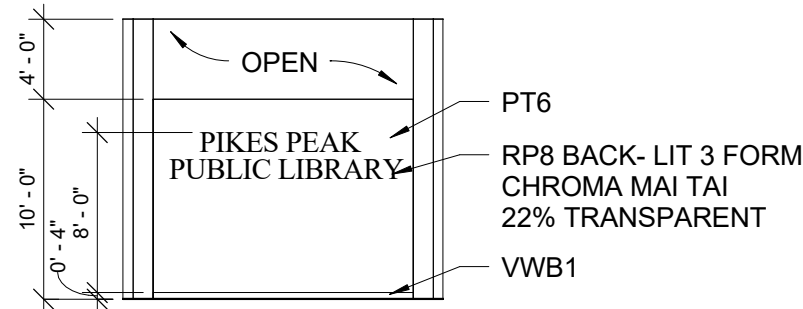
③ COMPUTER CLUSTER NORTH ELEVATION
1/8" = 1'-0"



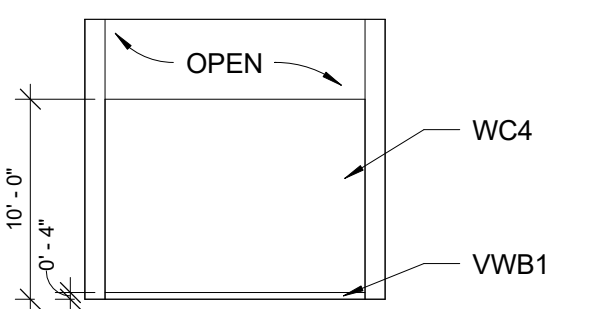
④ COMPUTER CLUSTER SOUTH ELEVATION
1/8" = 1'-0"



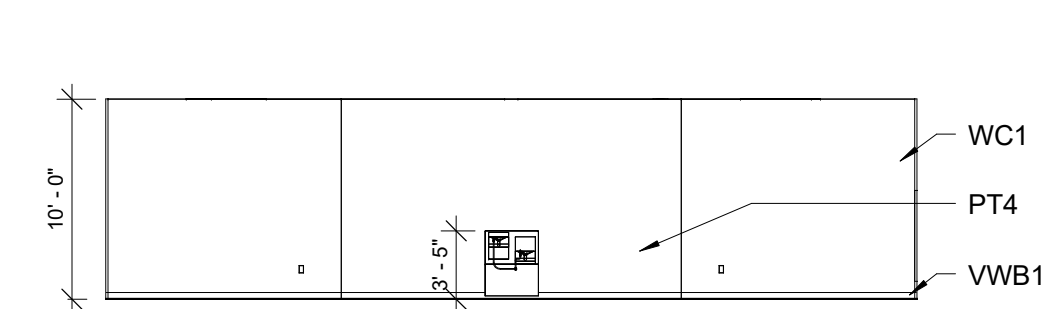
⑤ ART GALLERY EAST ELEVATION
1/8" = 1'-0"



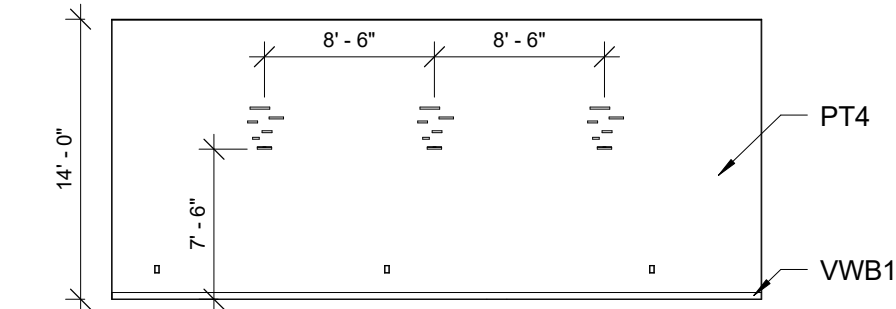
⑥ RECEPTION SOUTH WALL ELEVATION
1/8" = 1'-0"



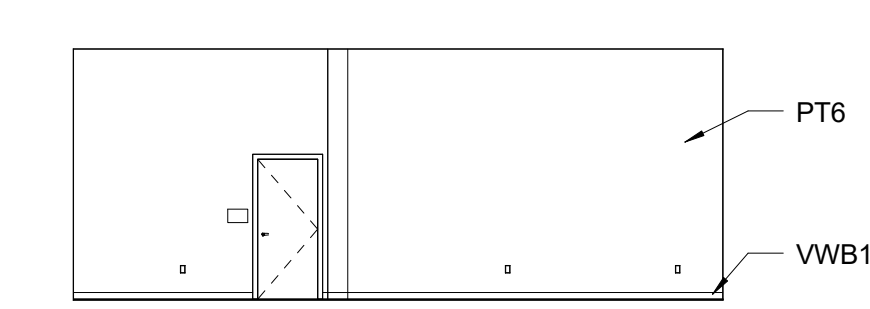
⑦ LOUNGE/SEATING AREA NORTH ELEVATION
1/8" = 1'-0"



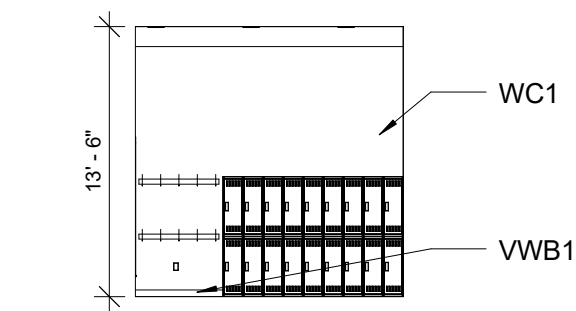
⑧ RESTROOM EXTERIOR NORTH WALL
1/8" = 1'-0"



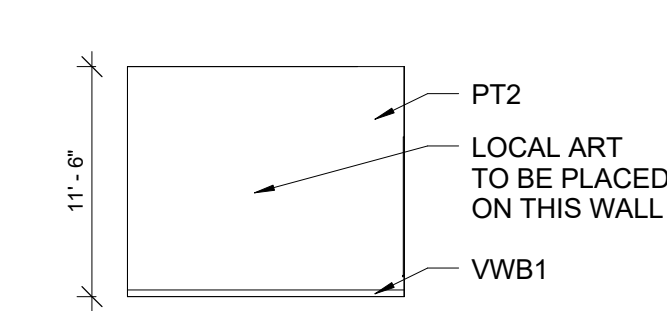
⑨ RESTROOM EXTERIOR WEST WALL
1/8" = 1'-0"



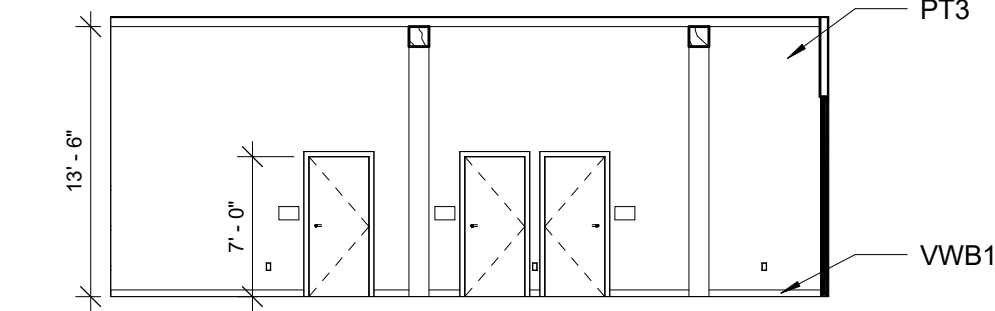
⑩ RESTROOM EXTERIOR EAST WALL
1/8" = 1'-0"



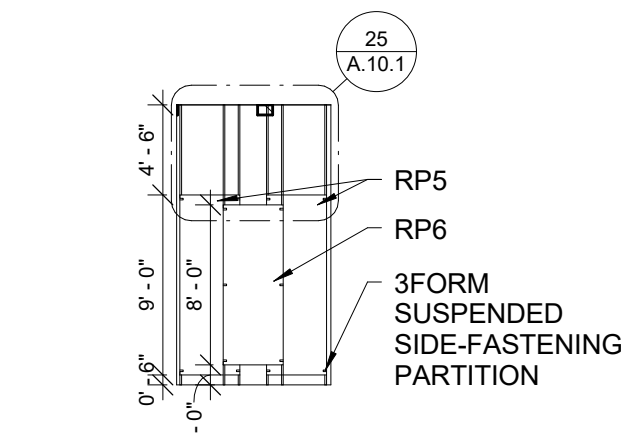
⑪ LOCKER ROOM EAST ELEVATION
1/8" = 1'-0"



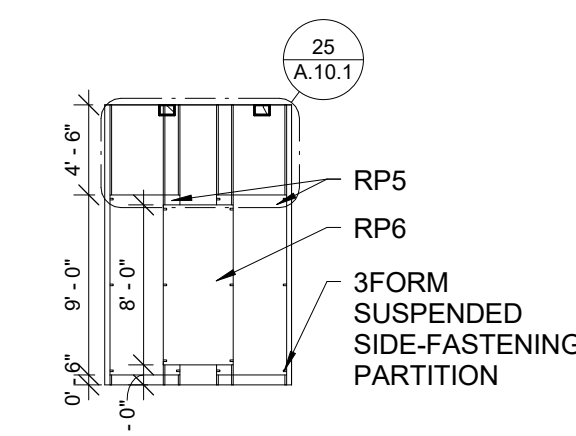
⑫ REFERENCE SERVICES WEST ELEVATION
1/8" = 1'-0"



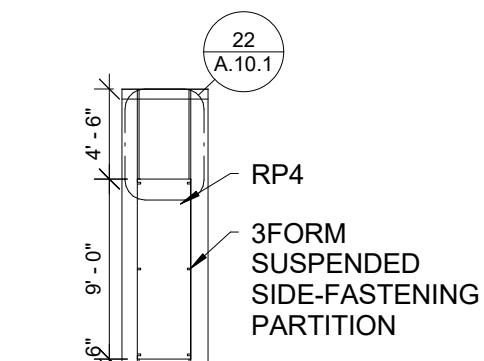
⑬ CHILDREN'S AREA SOUTH ELEVATION
1/8" = 1'-0"



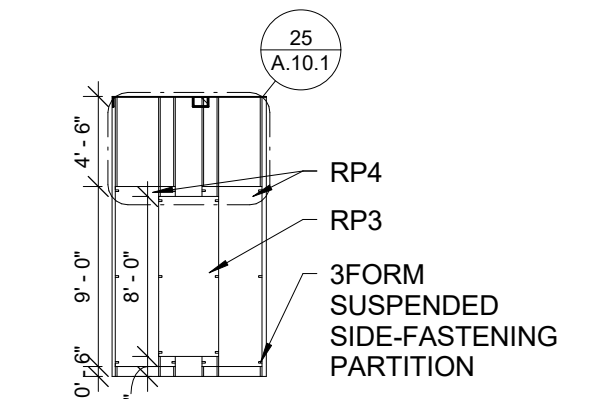
⑭ TEEN AREA RESIN PANEL WEST ELEVATION
1/8" = 1'-0"



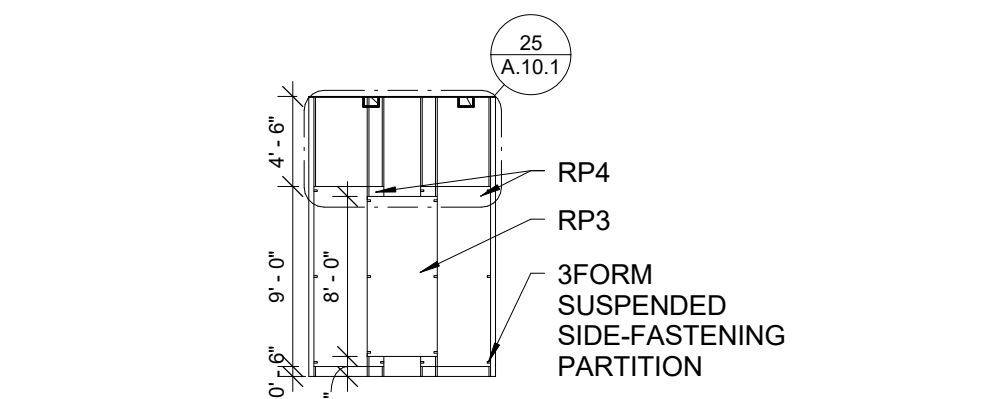
⑮ TEEN AREA RESIN PANEL WEST ELEVATION
1/8" = 1'-0"



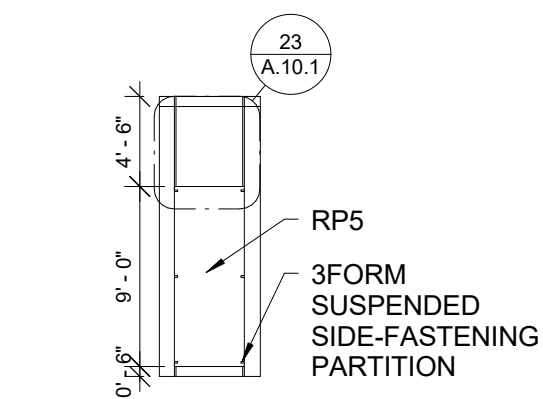
⑯ CHILDREN'S AREA RESIN PANEL ELEVATION
1/8" = 1'-0"



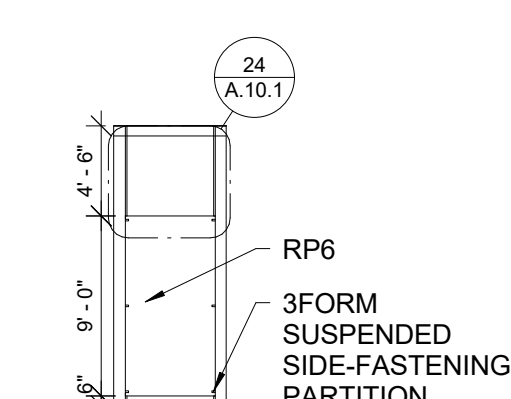
⑰ READING/LOUNGE RESIN PANEL WEST ELEVATION
1/8" = 1'-0"



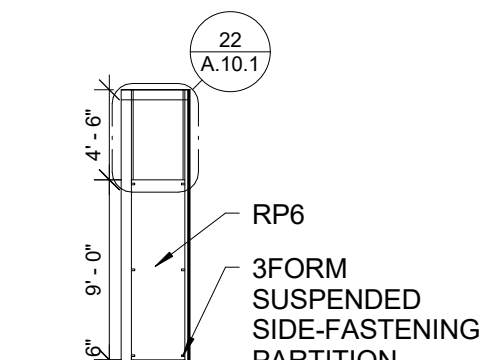
⑱ READING/LOUNGE RESIN PANEL WEST ELEVATION
1/8" = 1'-0"



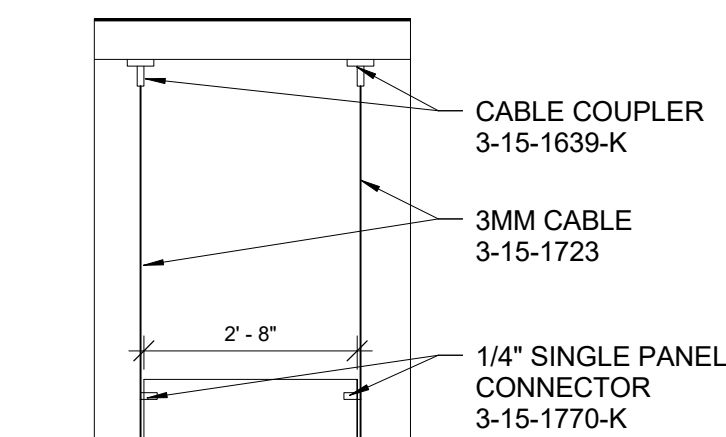
⑲ BOOK STACK AREA RESIN WALL PANEL NORTH ELEVATION
1/8" = 1'-0"



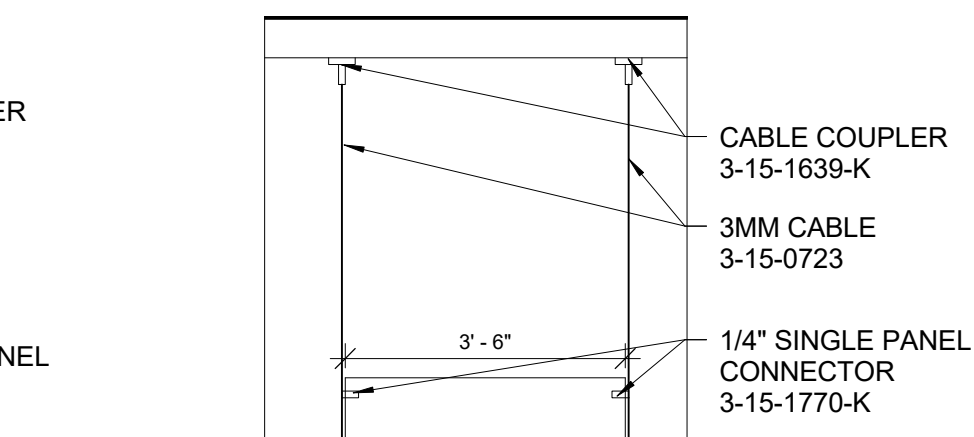
⑳ BOOK STACK AREA RESIN WALL PANEL NORTH ELEVATION
1/8" = 1'-0"



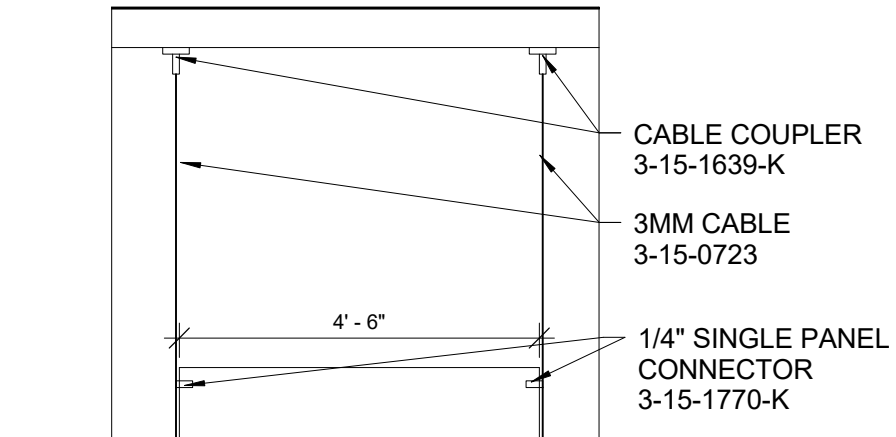
㉑ SEATING RESIN PANEL SOUTH ELEVATION
1/8" = 1'-0"



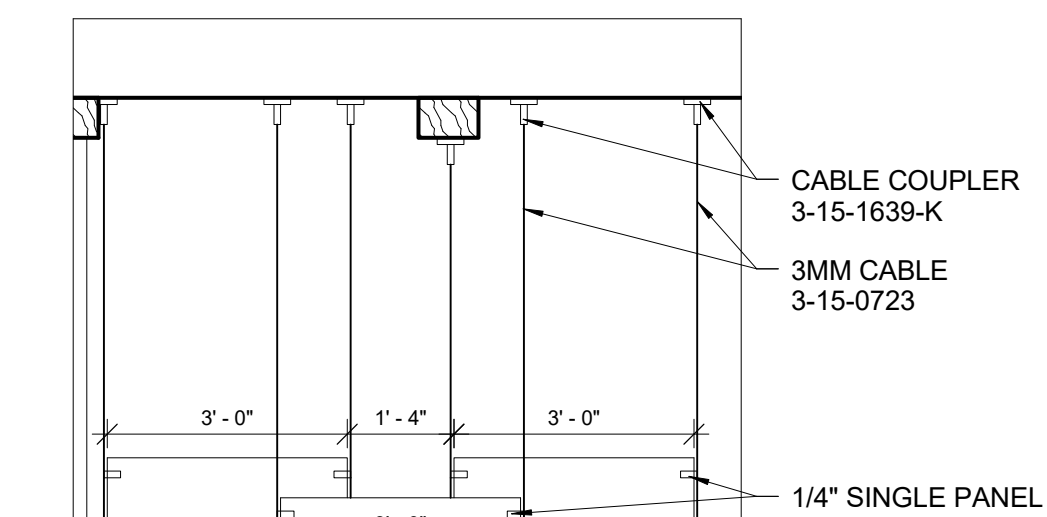
㉒ SUSPENDED 3 FORM DETAIL
1/2" = 1'-0"



㉓ SUSPENDED 3 FORM DETAIL
1/2" = 1'-0"



㉔ SUSPENDED 3 FORM DETAIL
1/2" = 1'-0"



㉕ SUSPENDED 3 FORM DETAIL
1/2" = 1'-0"

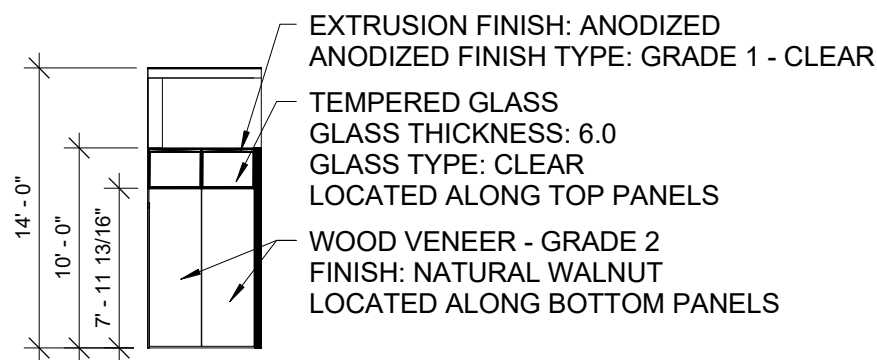


ELEVATIONS

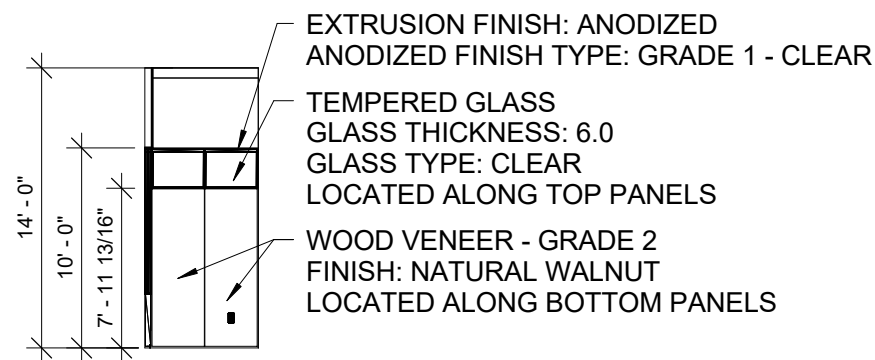
PIKES PEAK
PUBLIC LIBRARY

DRAWN BY:
RGB INTERIORS
COURSE: ADHM 452
DATE: 22 APRIL 2016

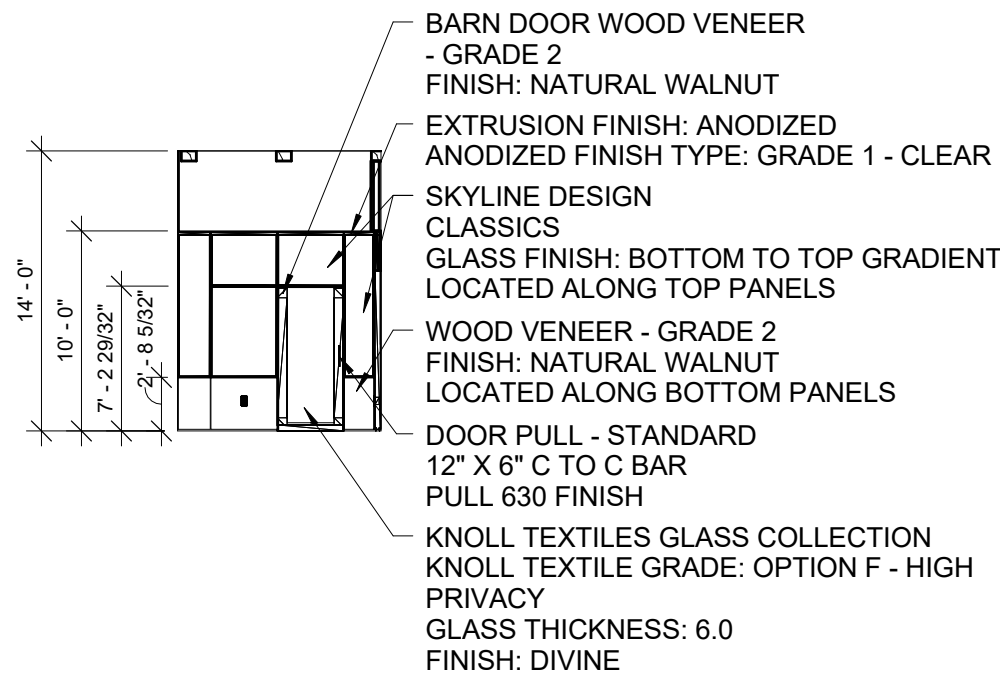
A.10.1



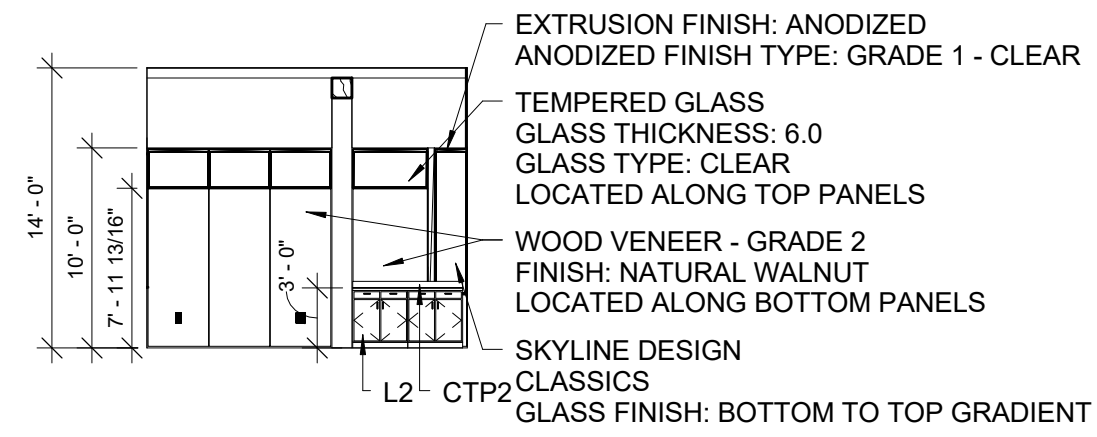
① MEETING ROOM DIRT WALL NORTH ELEVATION
1/8" = 1'-0"



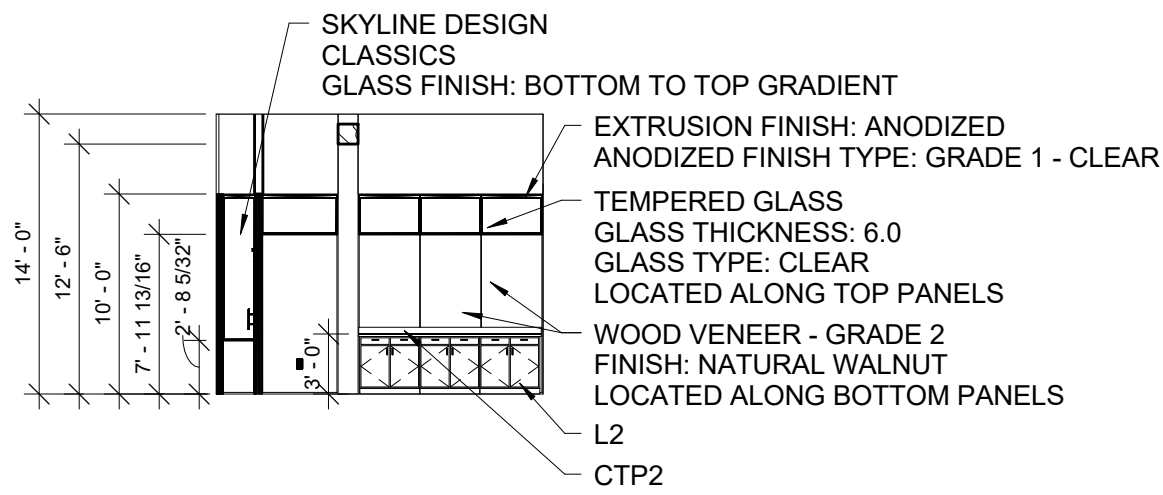
② MEETING ROOM DIRT WALL SOUTH ELEVATION
1/8" = 1'-0"



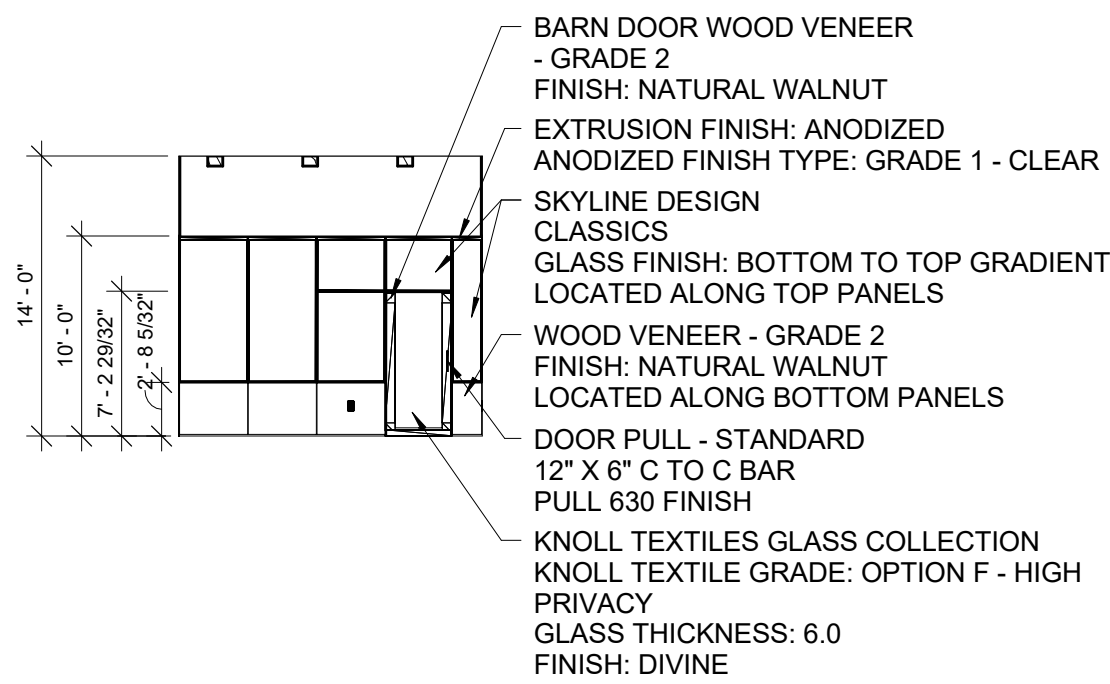
③ MEETING ROOM DIRT WALL EAST ELEVATION
1/8" = 1'-0"



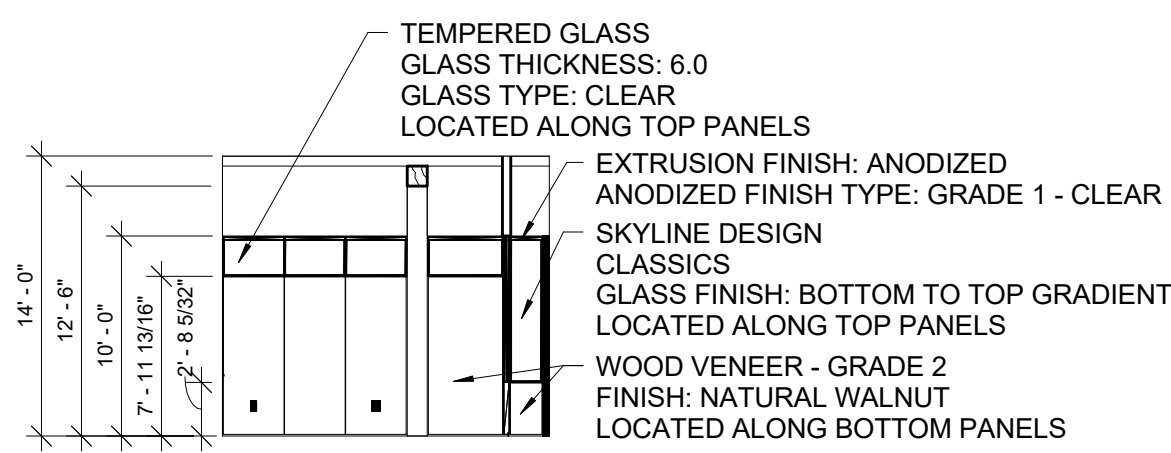
④ MEETING ROOM DIRT WALL NORTH ELEVATION
1/8" = 1'-0"



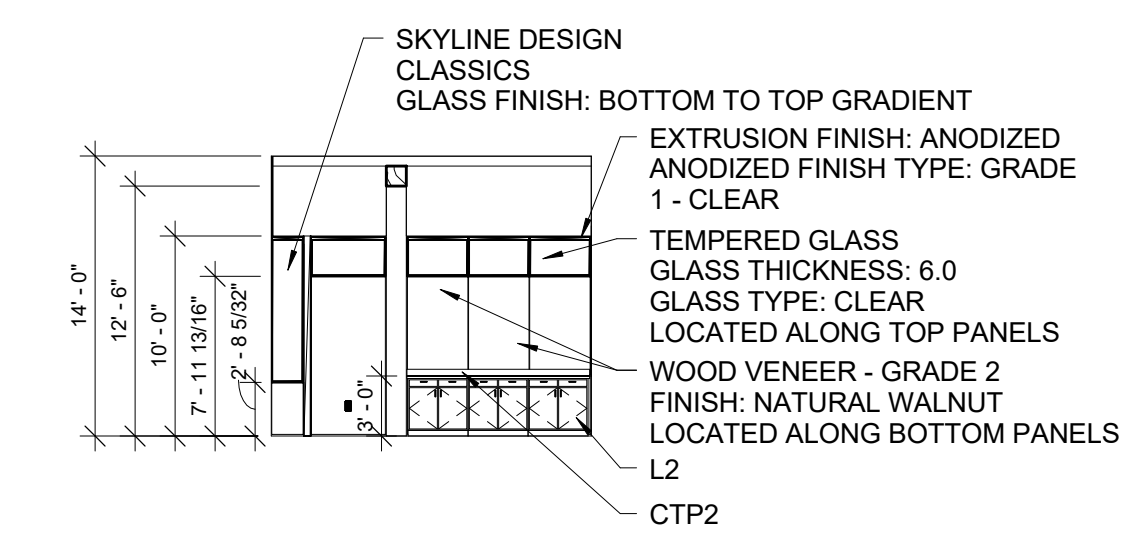
⑤ MEETING ROOM DIRT WALL SOUTH ELEVATION
1/8" = 1'-0"



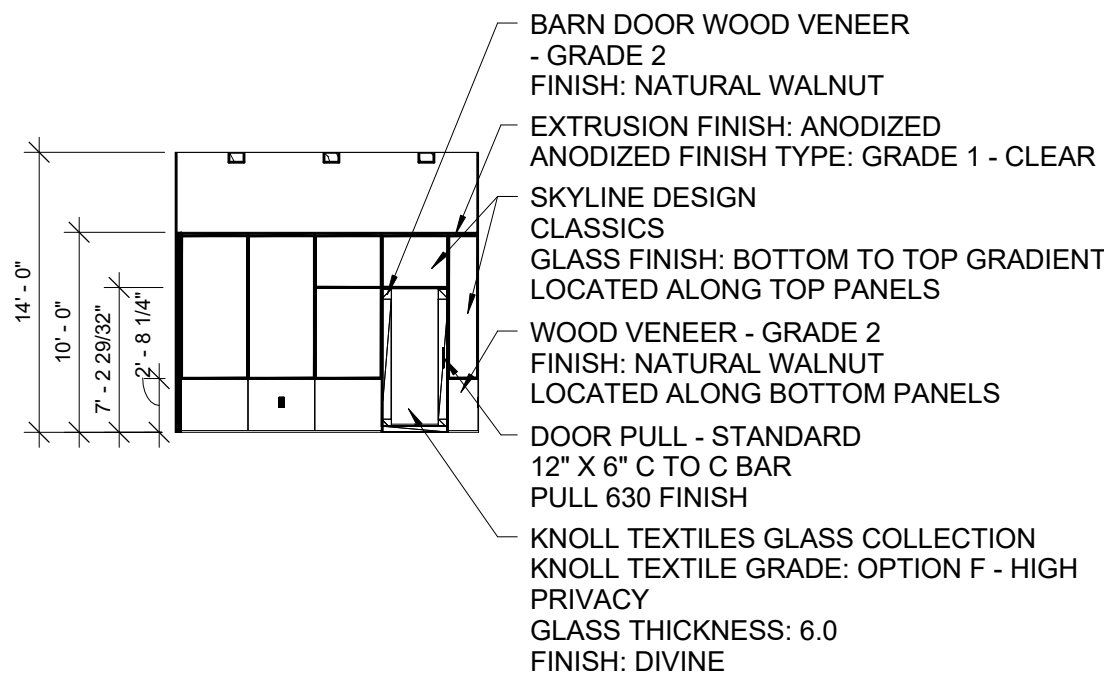
⑥ MEETING ROOM DIRT WALL EAST ELEVATION
1/8" = 1'-0"



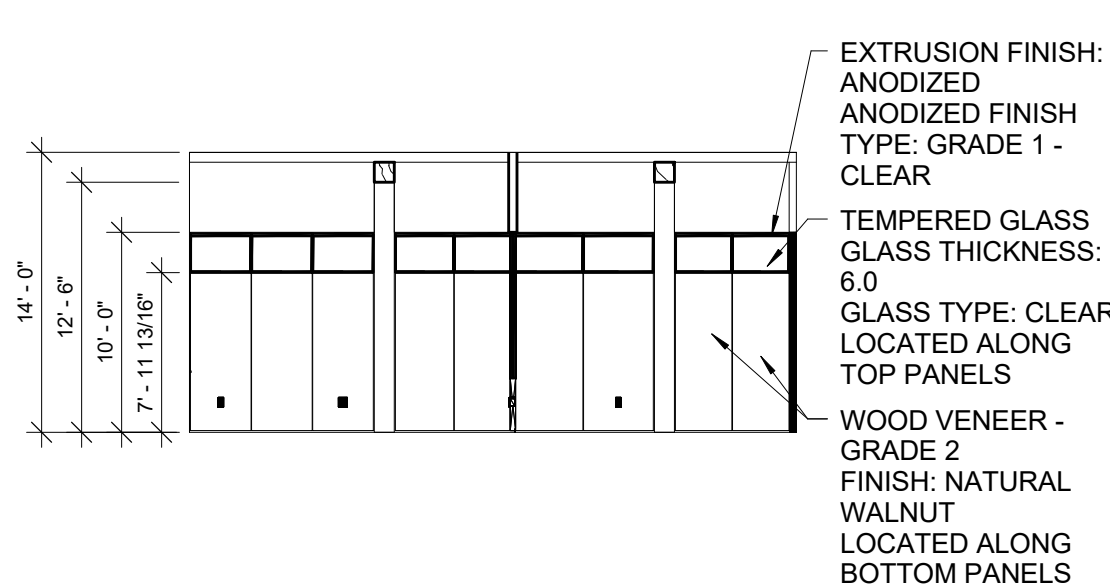
⑦ MEETING ROOM DIRT WALL NORTH ELEVATION
1/8" = 1'-0"



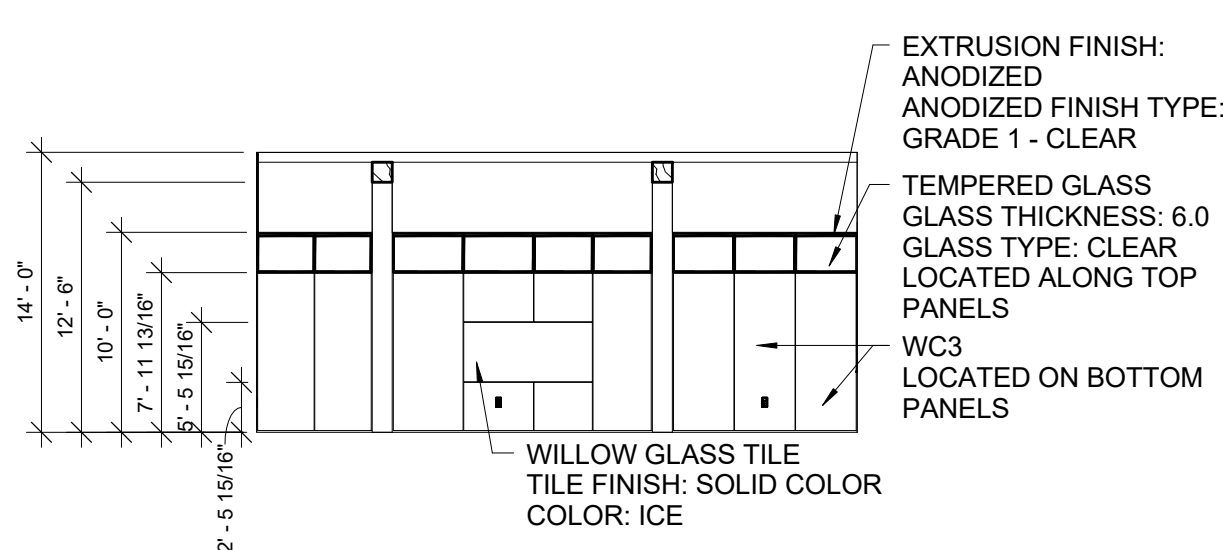
⑧ MEETING ROOM DIRT WALL SOUTH ELEVATION
1/8" = 1'-0"



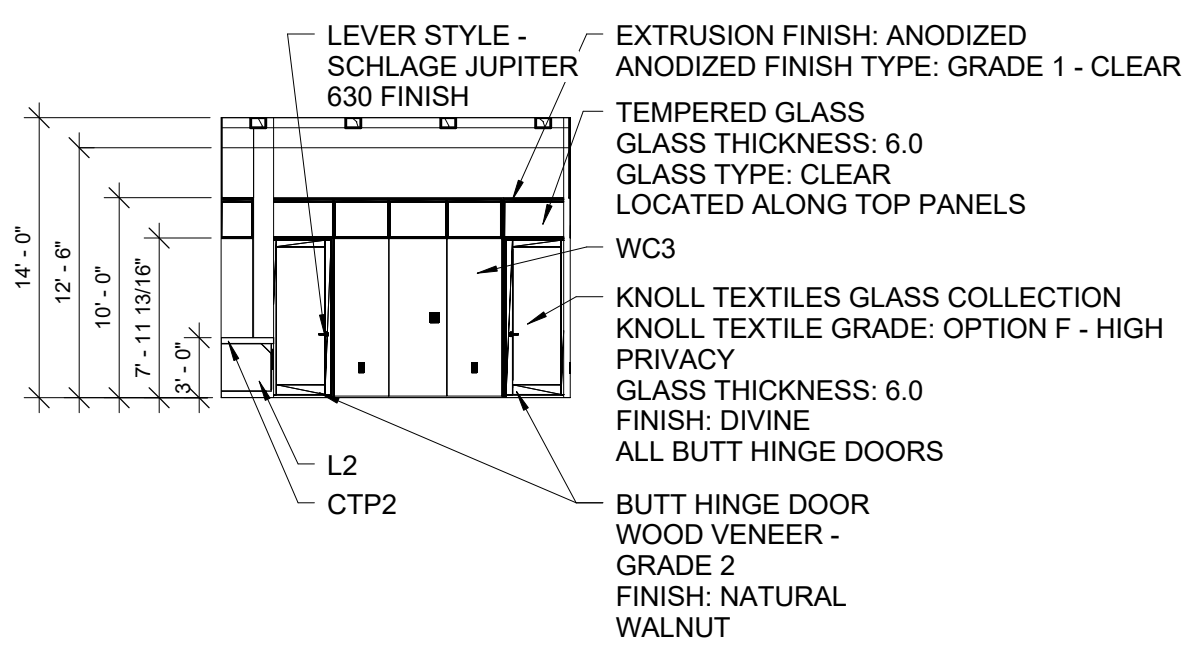
⑨ MEETING ROOM DIRT WALL EAST ELEVATION
1/8" = 1'-0"



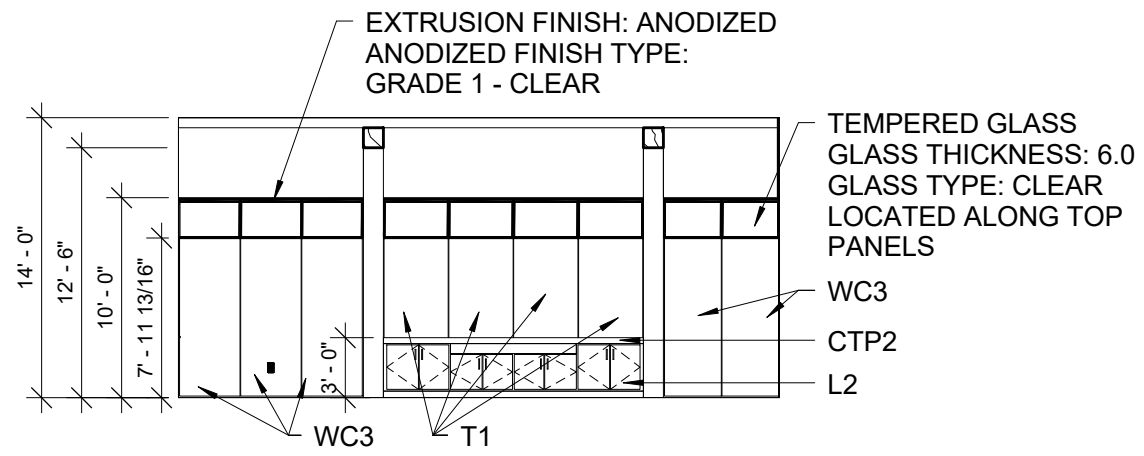
⑩ MEETING ROOM AND CONFERENCE ROOM DIRT WALL NORTH ELEVATION
1/8" = 1'-0"



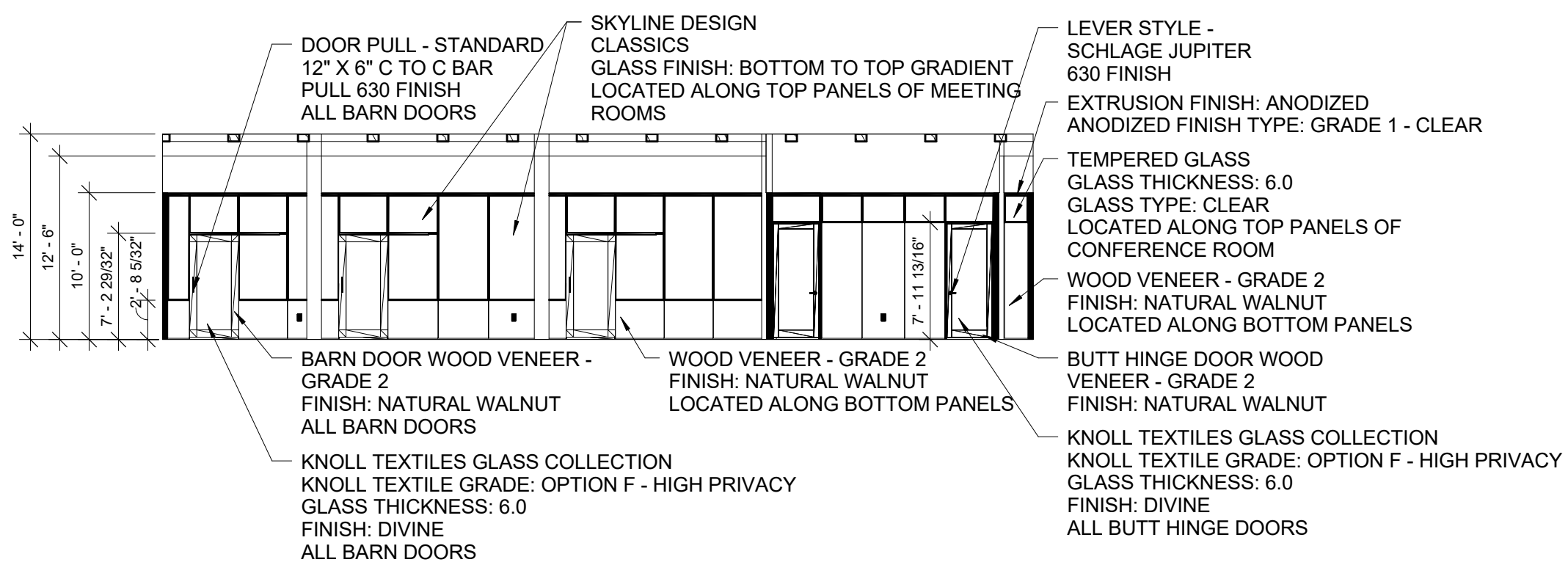
⑪ CONFERENCE ROOM DIRT WALL SOUTH ELEVATION
1/8" = 1'-0"



⑫ CONFERENCE ROOM DIRT WALL EAST ELEVATION
1/8" = 1'-0"



⑬ CONFERENCE ROOM DIRT WALL NORTH ELEVATION
1/8" = 1'-0"



⑭ MEETING ROOMS AND CONFERENCE ROOM DIRT WALL WEST ELEVATION
1/8" = 1'-0"

NOTES:

ALL SOFFITS ABOVE DIRT WALLS
TO BE PAINTED PT6



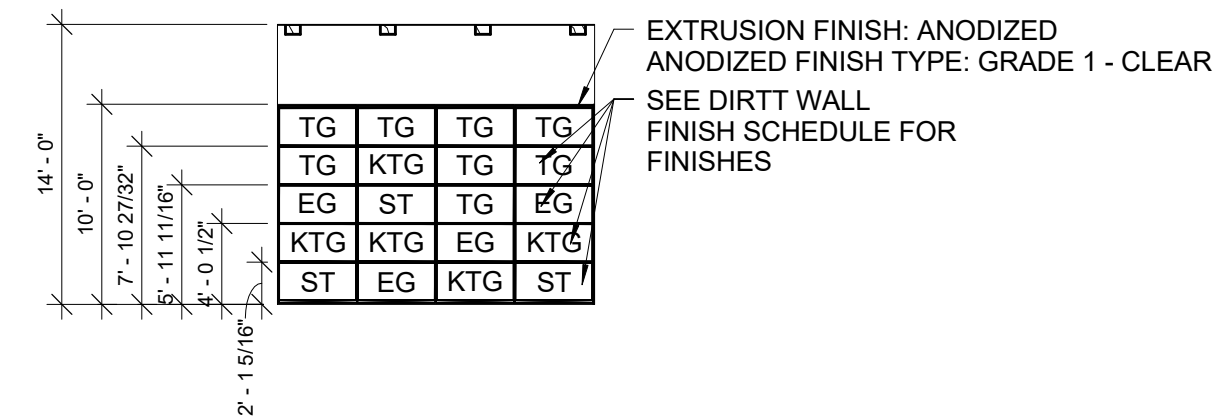
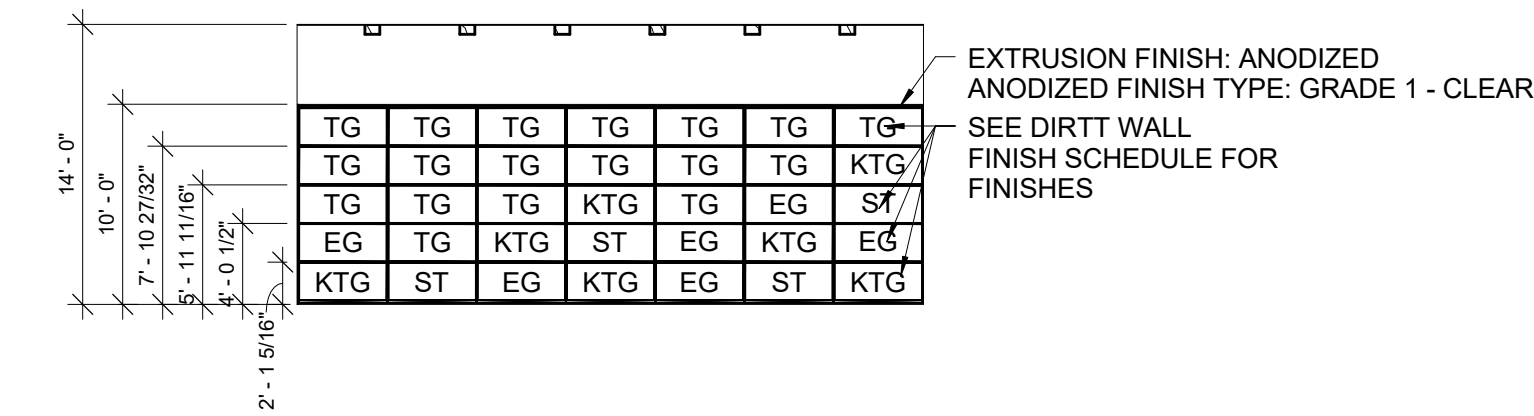
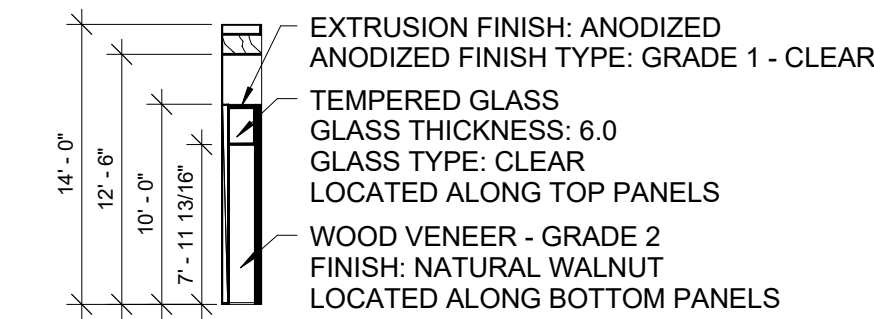
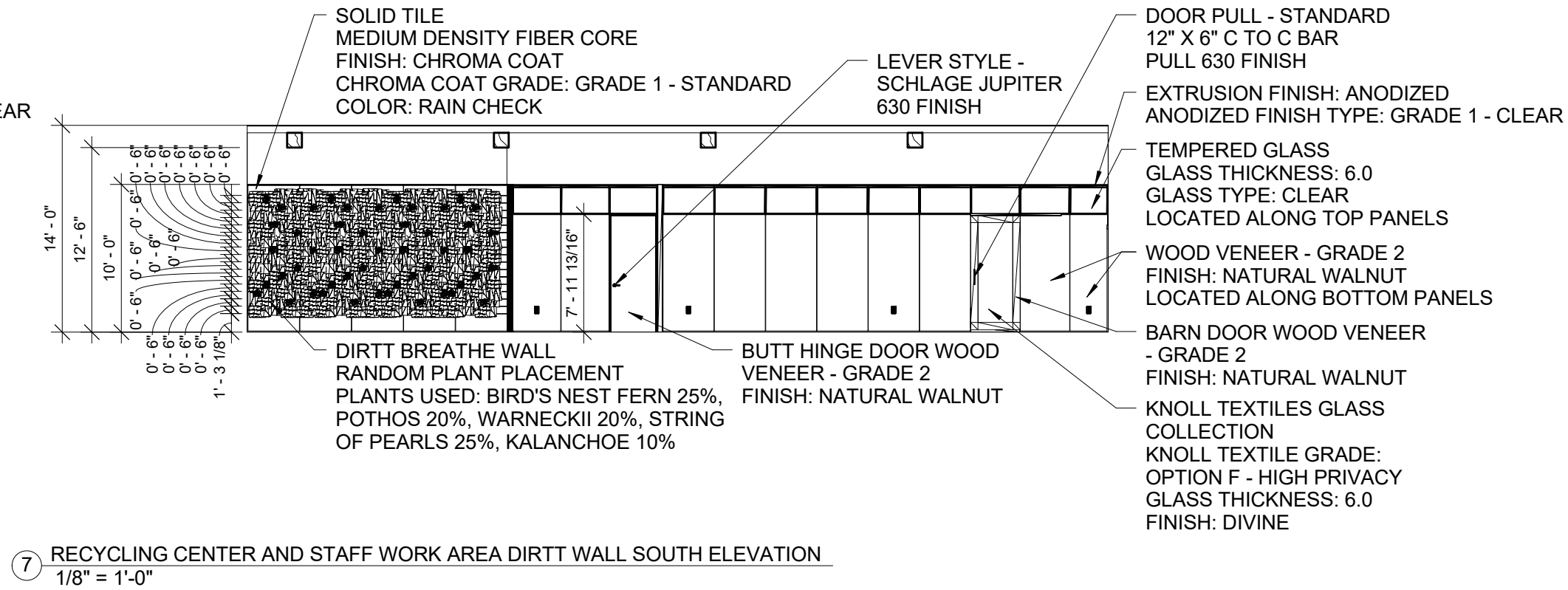
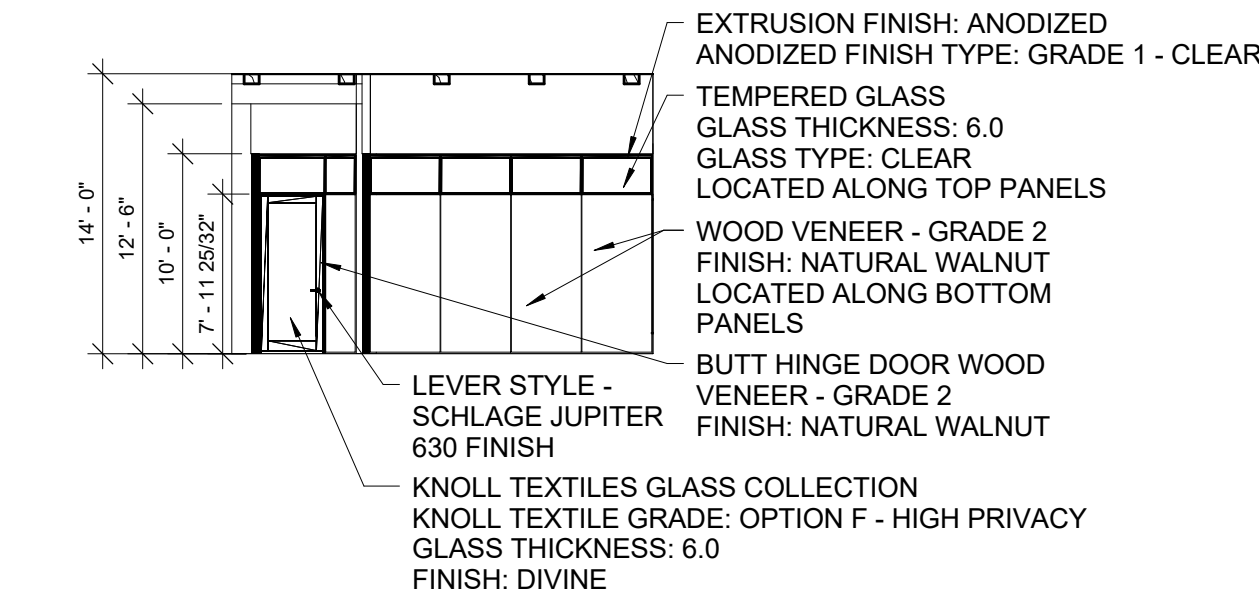
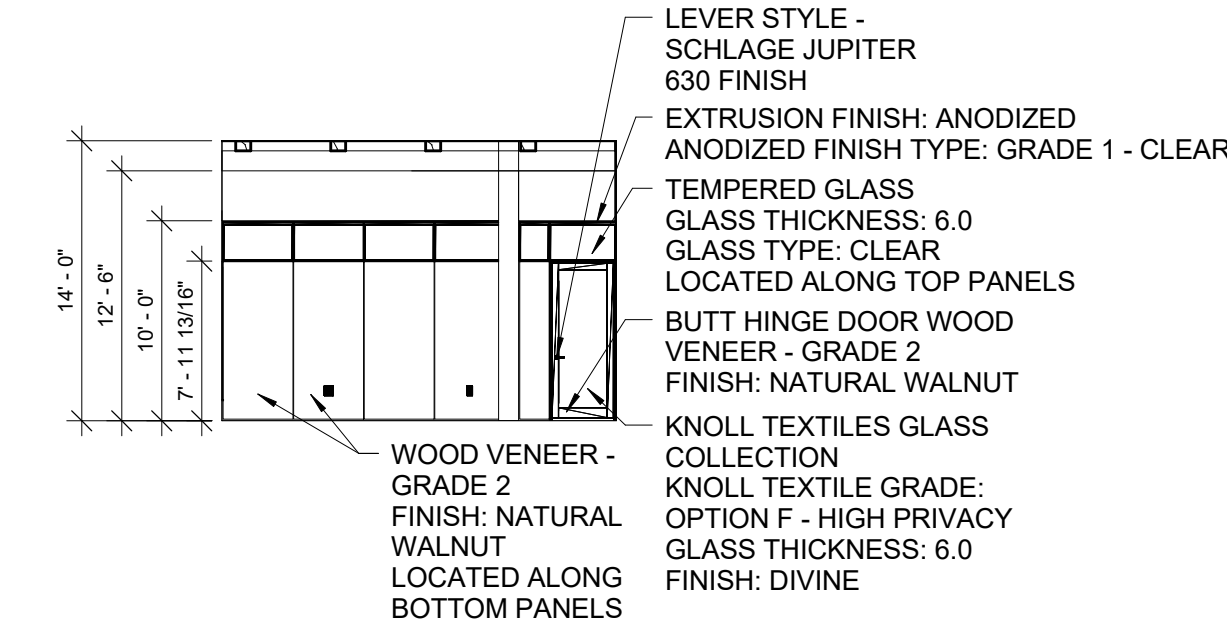
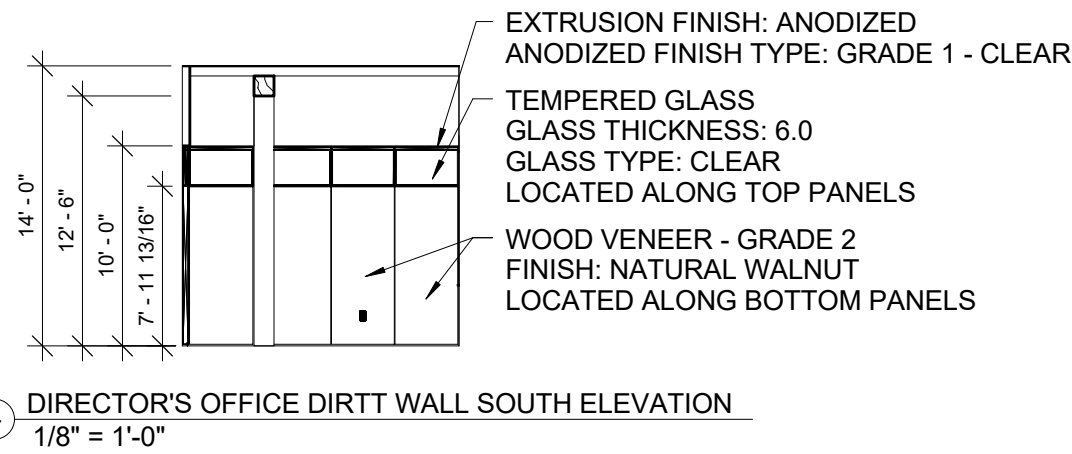
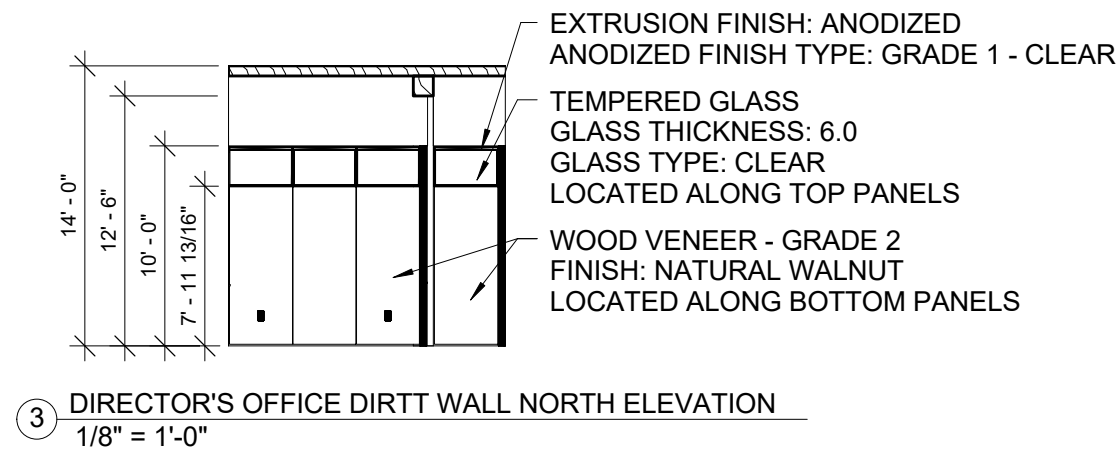
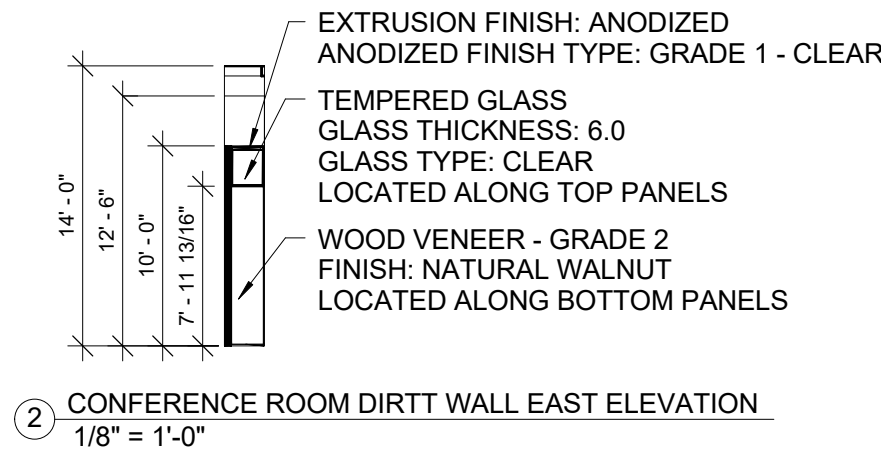
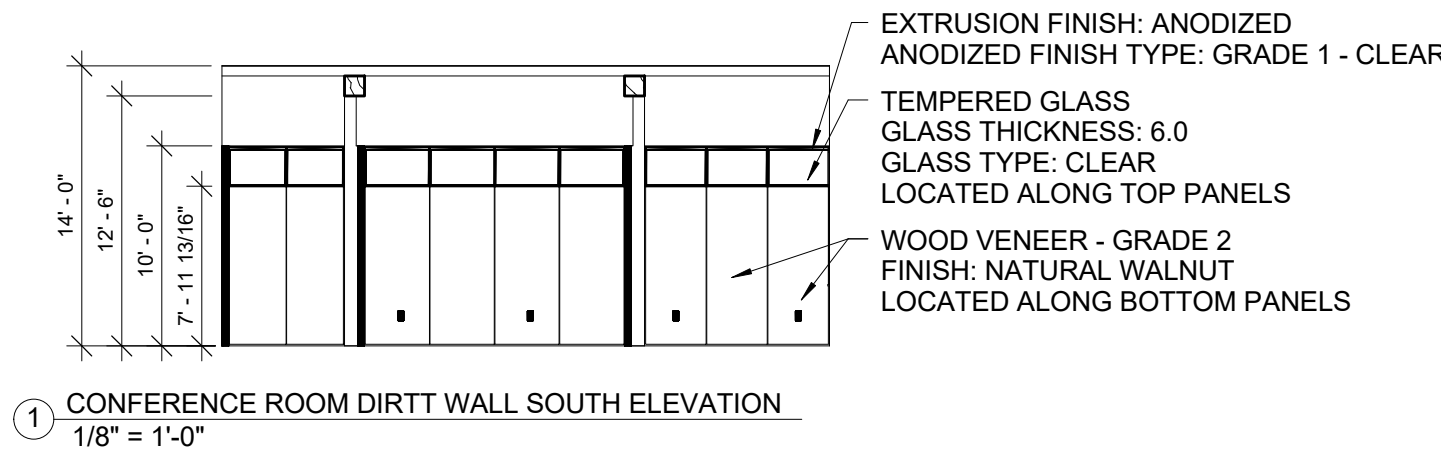
ELEVATIONS

PIKES PEAK
PUBLIC LIBRARY

DRAWN BY:
RGB INTERIORS
COURSE: ADHM 452
DATE: 22 APRIL 2016

A.10.2

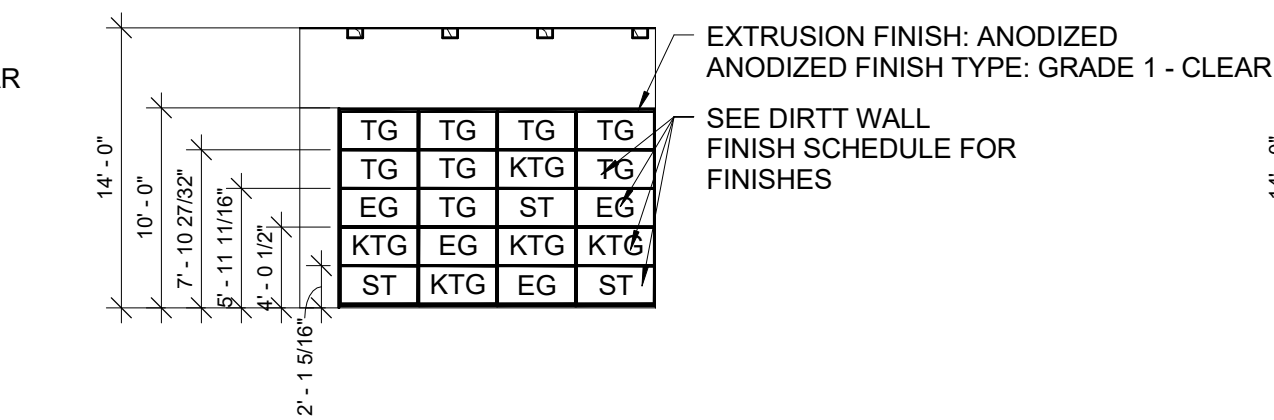
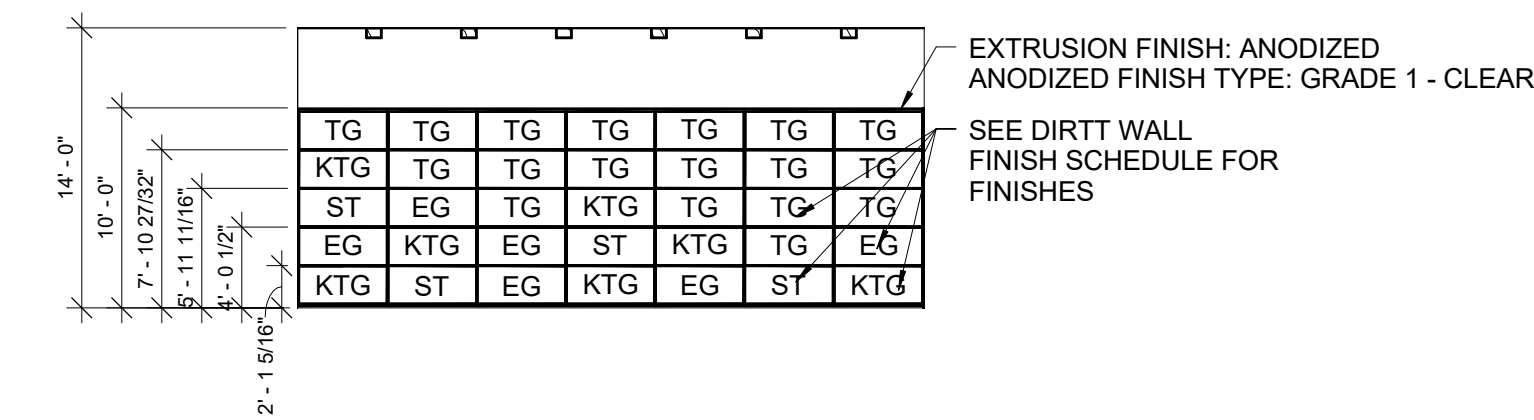
NOTES:
ALL SOFFITS ABOVE DIRT WALLS
TO BE PAINTED PT6



8 RECYCLING CENTER DIRT WALL WEST ELEVATION
1/8" = 1'-0"

9 CHILDREN'S AREA DIRT WALL EAST ELEVATION
1/8" = 1'-0"

10 CHILDREN'S AREA DIRT WALL EAST ELEVATION
1/8" = 1'-0"

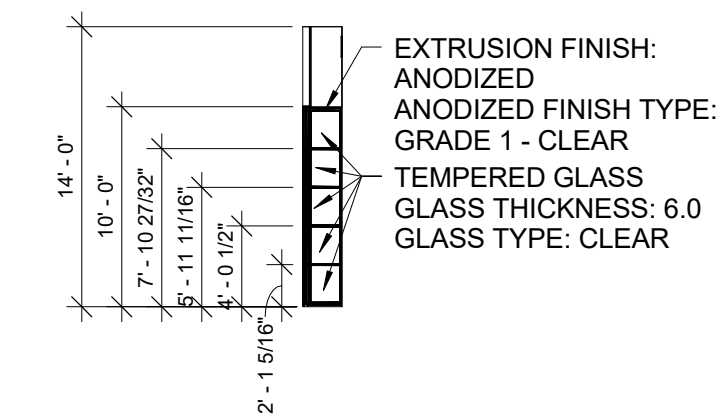


14 CHILDREN'S ROOM DIRT WALL NORTH ELEVATION
1/8" = 1'-0"

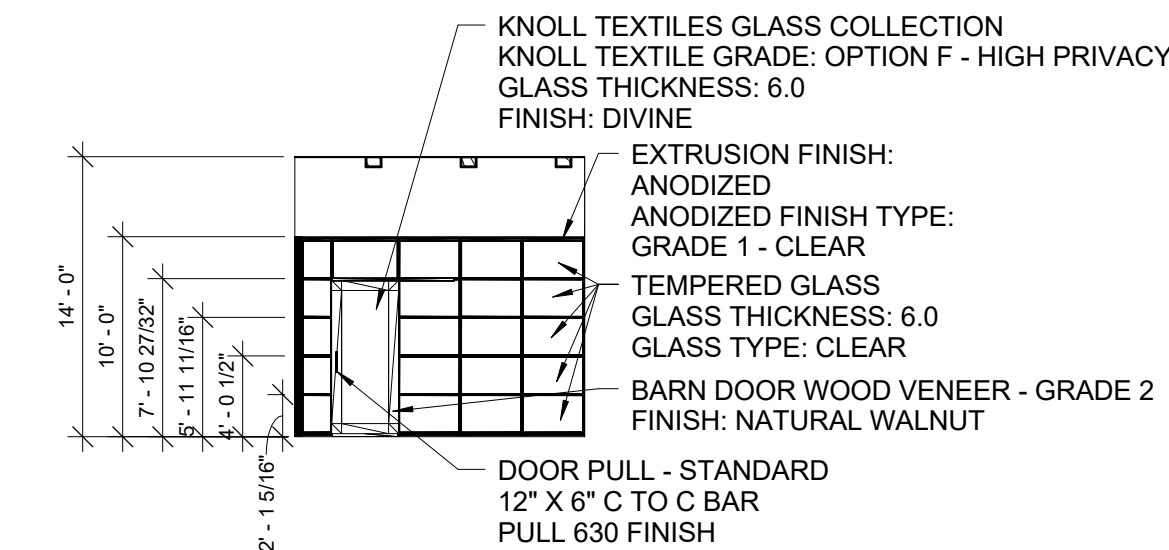
11 CHILDREN'S AREA DIRT WALL WEST ELEVATION
1/8" = 1'-0"

12 CHILDREN'S AREA DIRT WALL WEST ELEVATION
1/8" = 1'-0"

13 CHILDREN'S ROOM DIRT WALL EAST ELEVATION
1/8" = 1'-0"



15 CHILDREN'S ROOM DIRT WALL SOUTH ELEVATION
1/8" = 1'-0"



16 CHILDREN'S ROOM DIRT WALL WEST ELEVATION
1/8" = 1'-0"

DIRTT WALL FINISH SCHEDULES

| | |
|--------------|--------------|
| SYMBOL | EG |
| MANUFACTURER | DIRTT FINISH |
| DESCRIPTION | ETCHED GLASS |
| THICKNESS | 6.0 |
| FINISH | HAZE |

| | |
|--------------|---------------------------------|
| SYMBOL | KTG |
| MANUFACTURER | KNOLL TEXTILES GLASS COLLECTION |
| DESCRIPTION | GRADE: OPTION F - HIGH PRIVACY |
| THICKNESS | 6.0 |
| FINISH | DIVINE |

| | |
|--------------|----------------|
| SYMBOL | TG |
| MANUFACTURER | DIRTT FINISH |
| DESCRIPTION | TEMPERED GLASS |
| THICKNESS | 6.0 |
| FINISH | CLEAR |

| | |
|--------------|---|
| SYMBOL | ST |
| MANUFACTURER | DIRTT FINISH |
| DESCRIPTION | SOLID TILE - MDF CORE GRADE 1 - STANDARD |
| FINISH | CHROMA COAT COLOR: TANGO |



ELEVATIONS

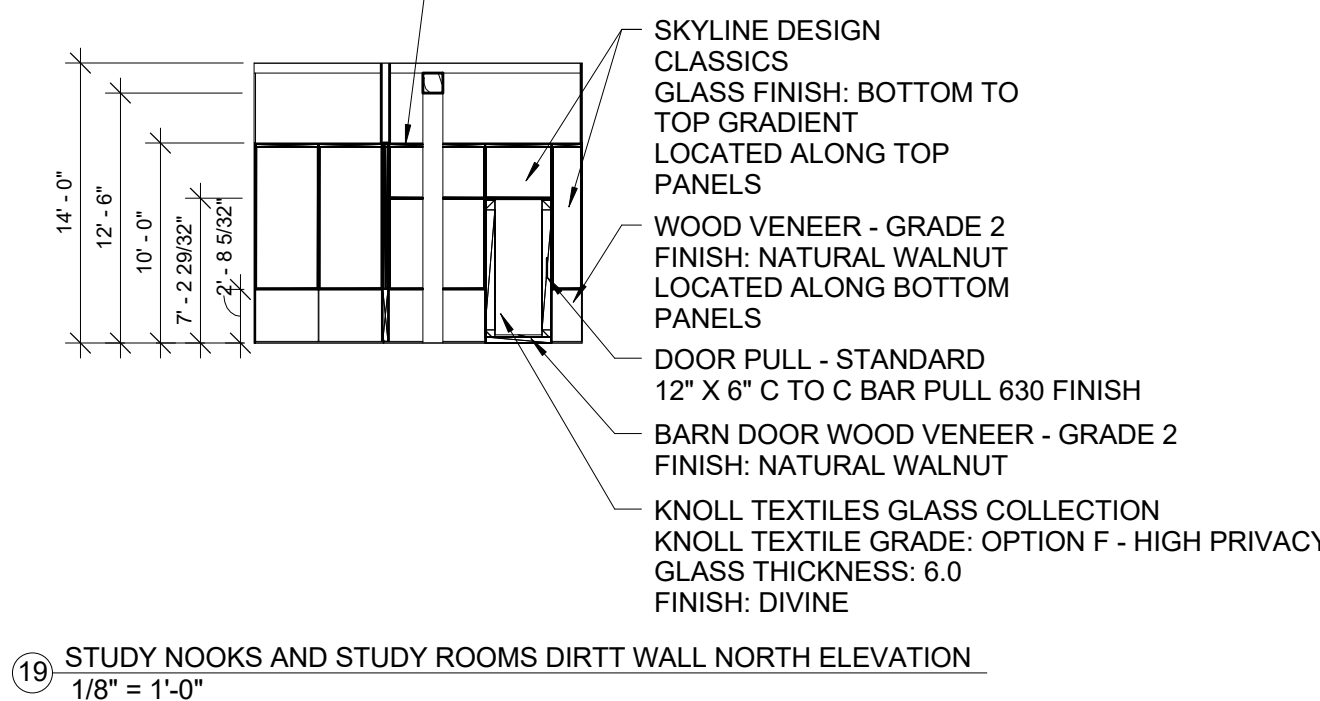
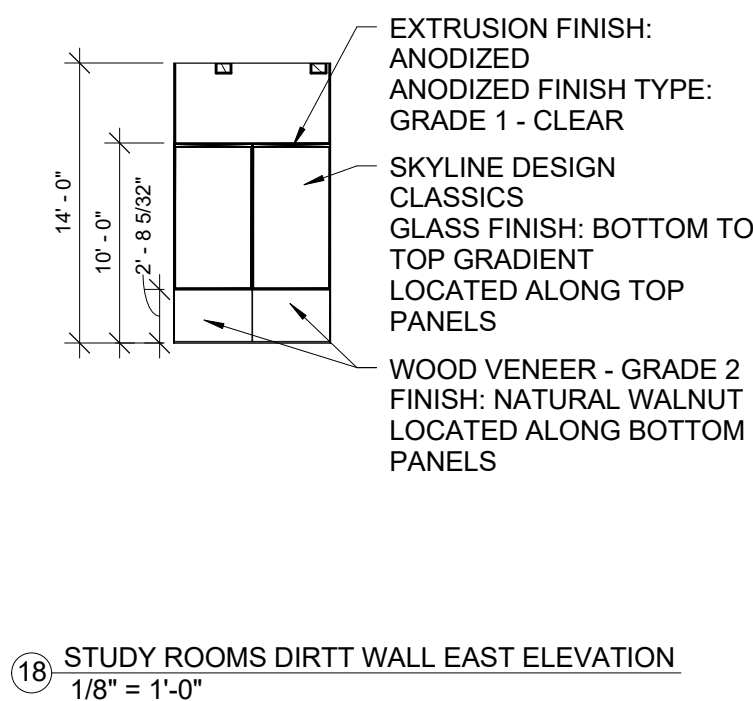
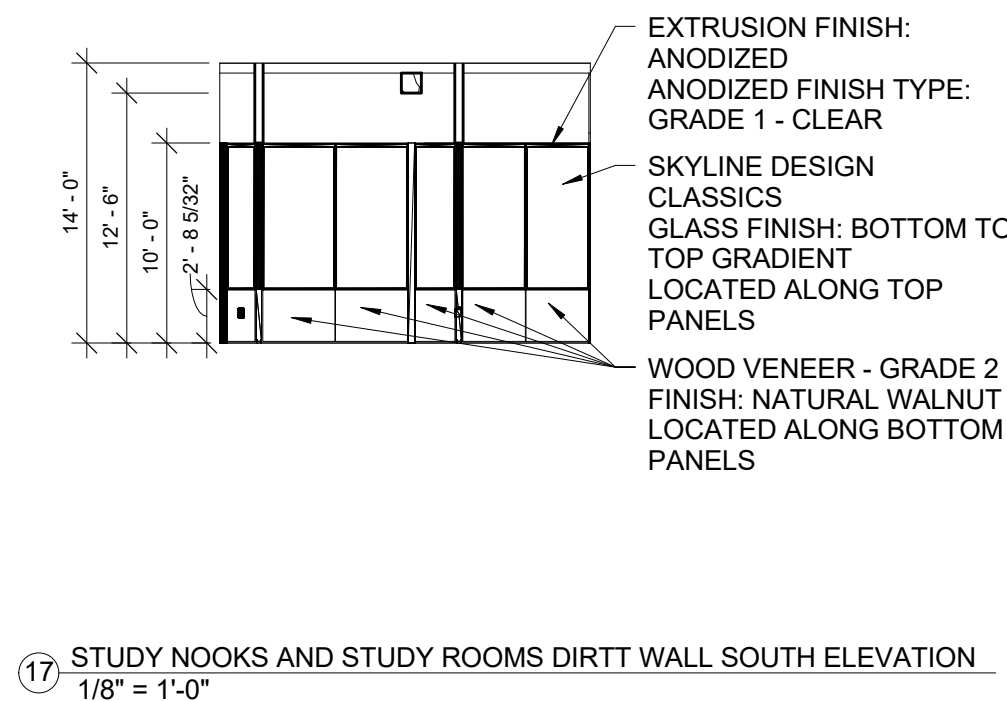
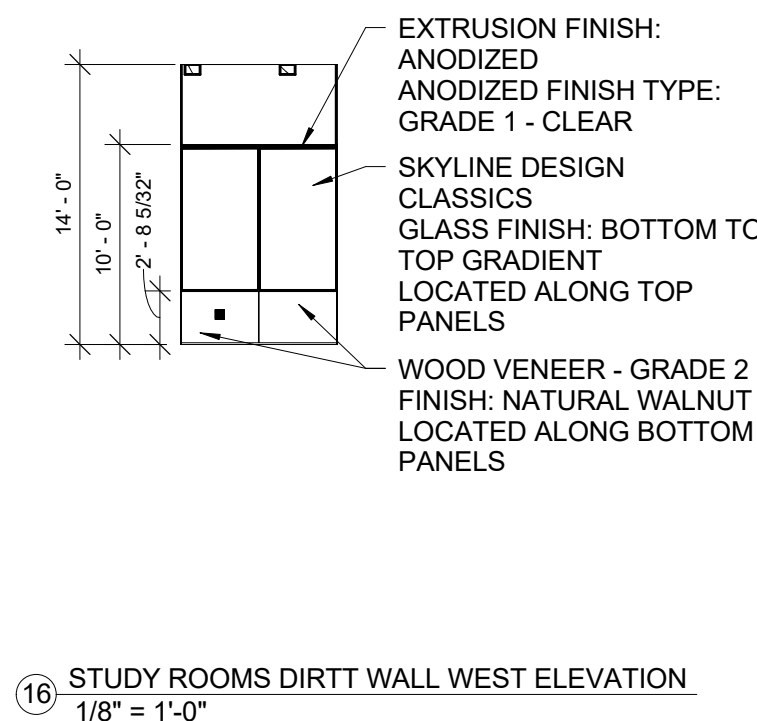
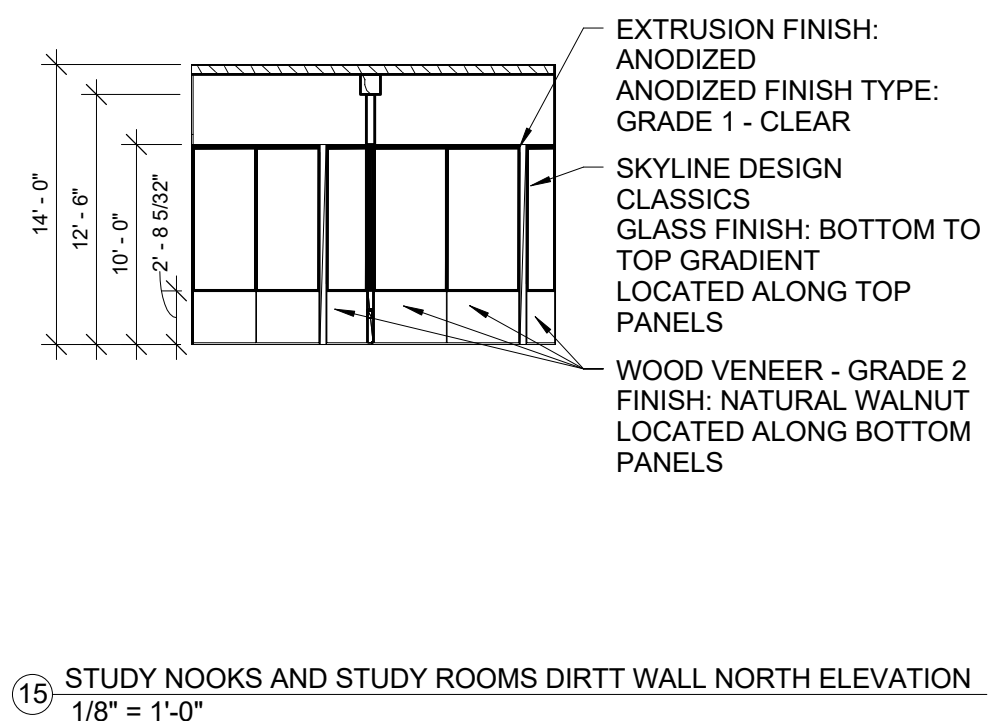
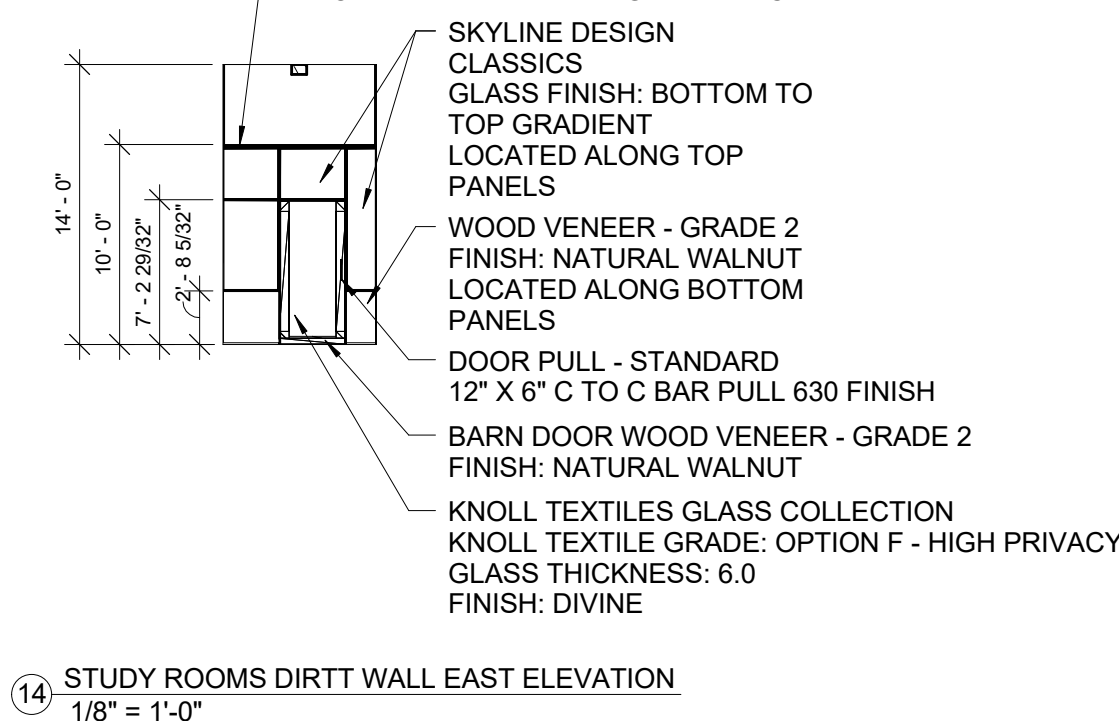
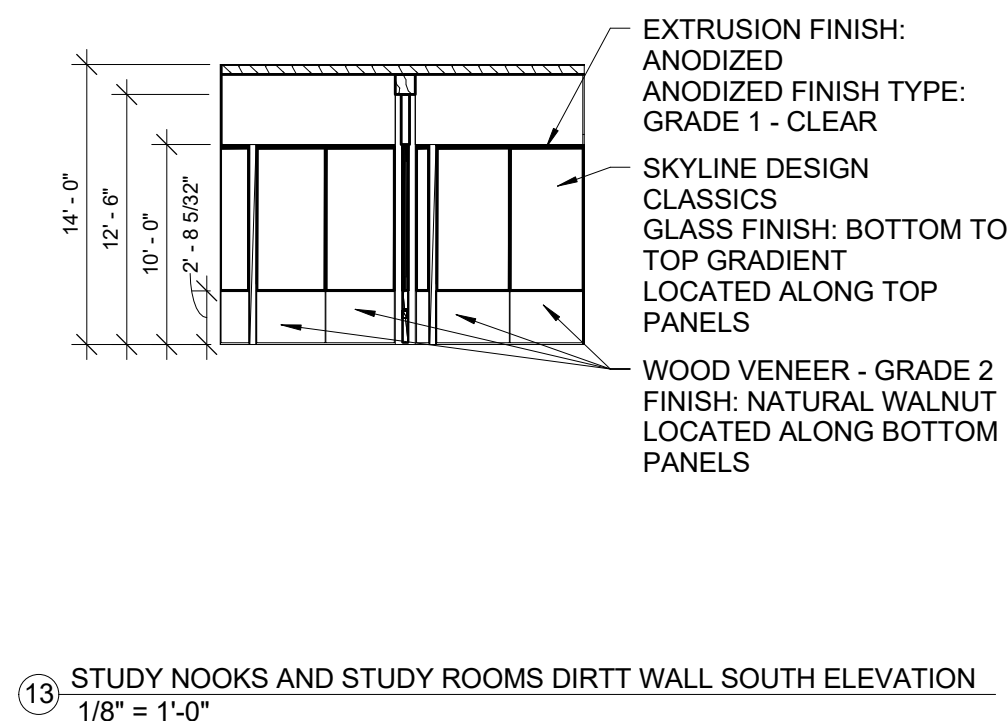
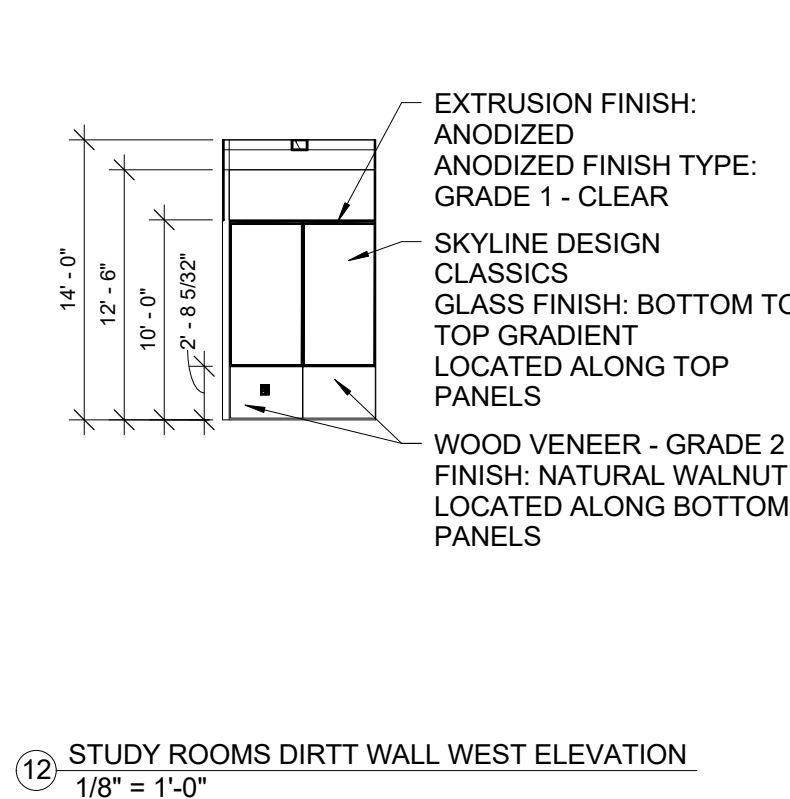
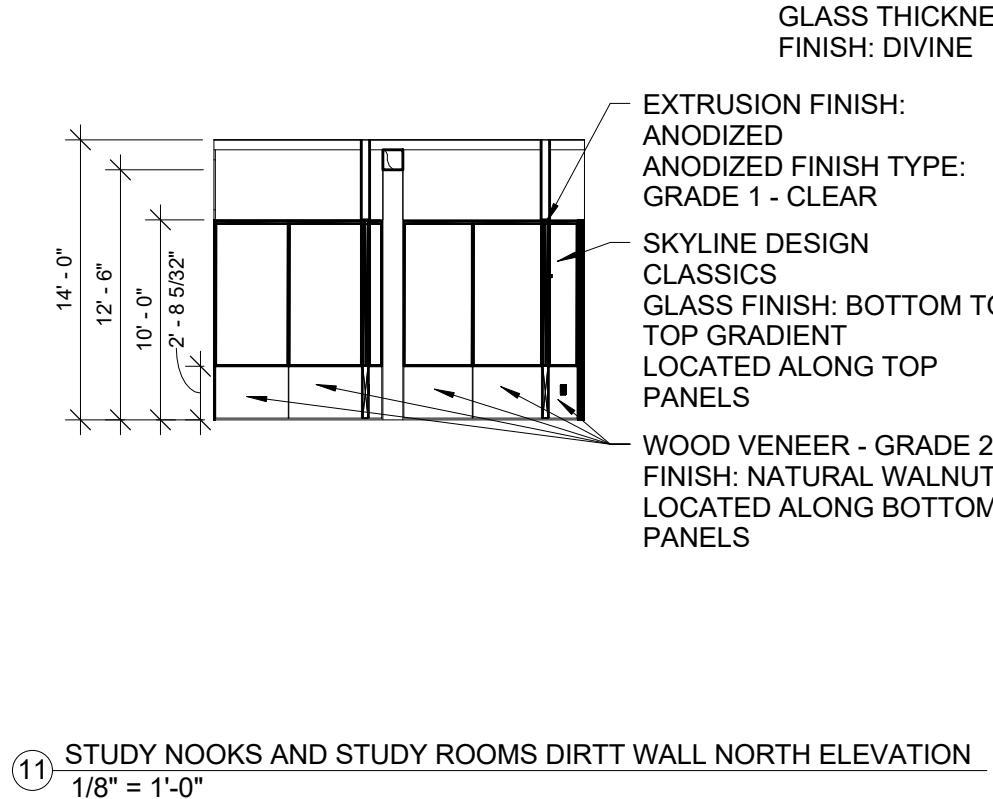
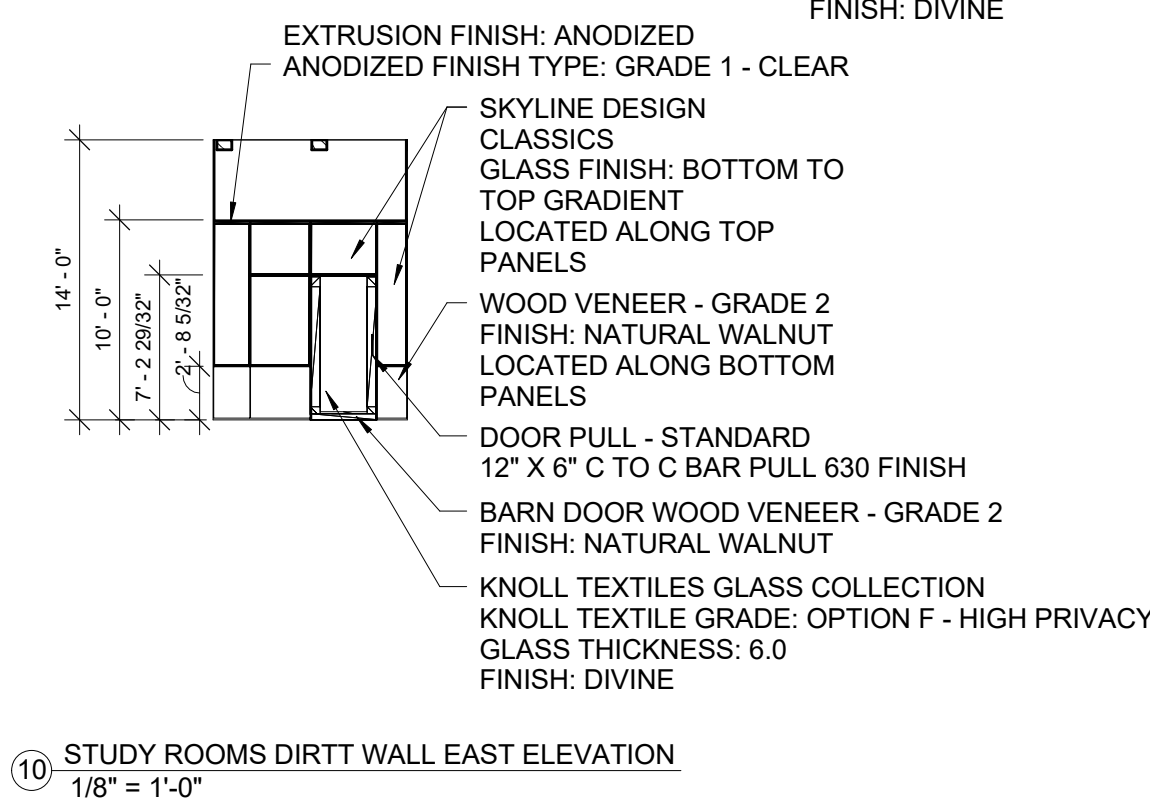
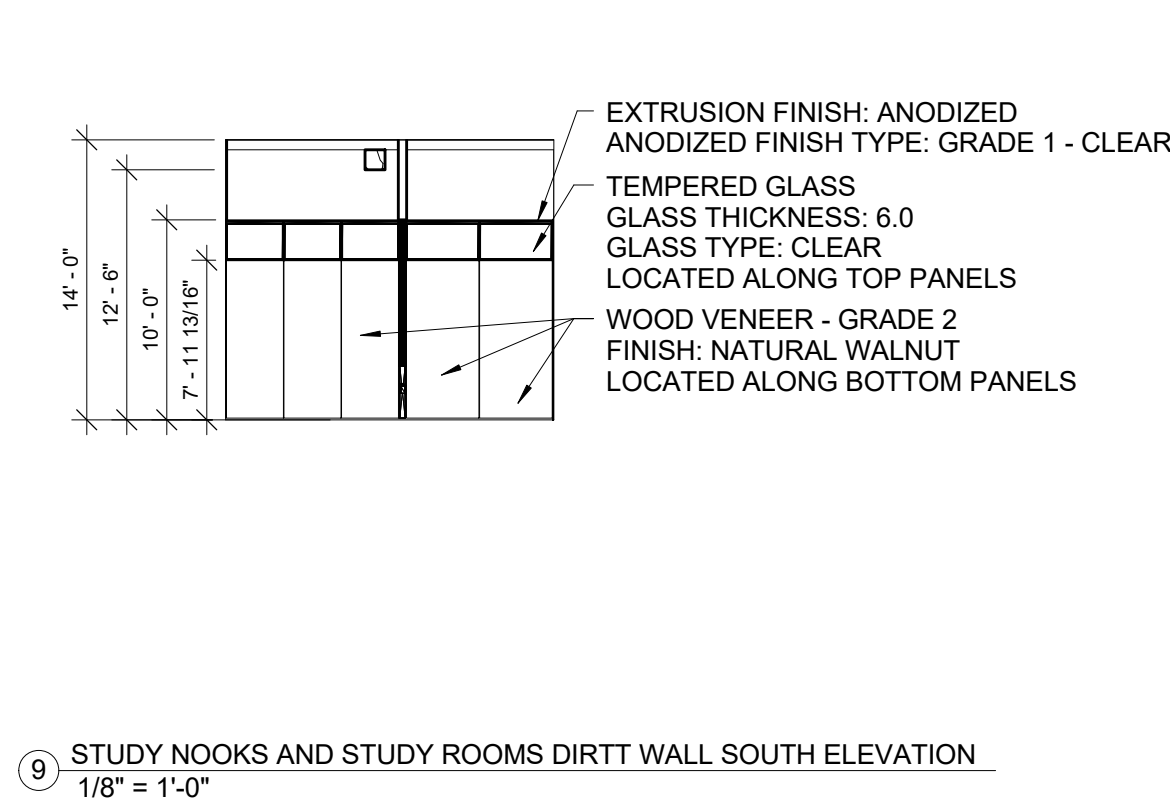
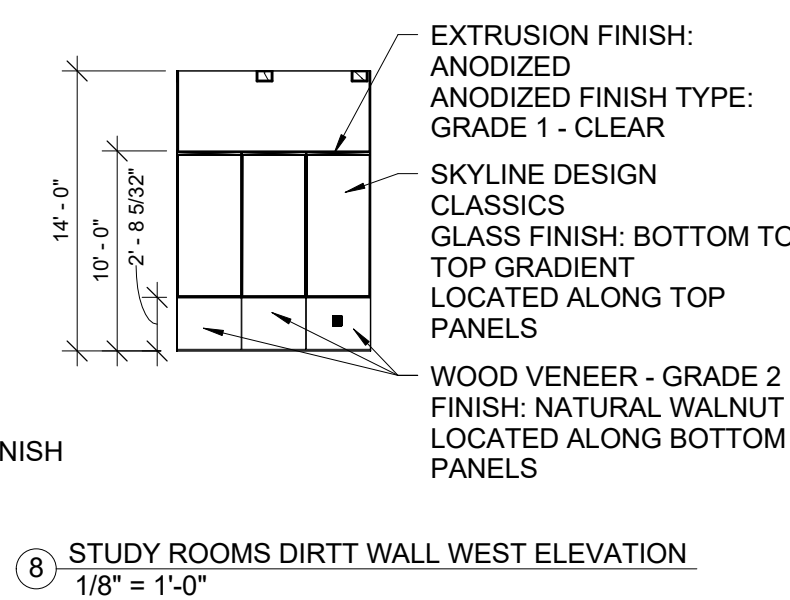
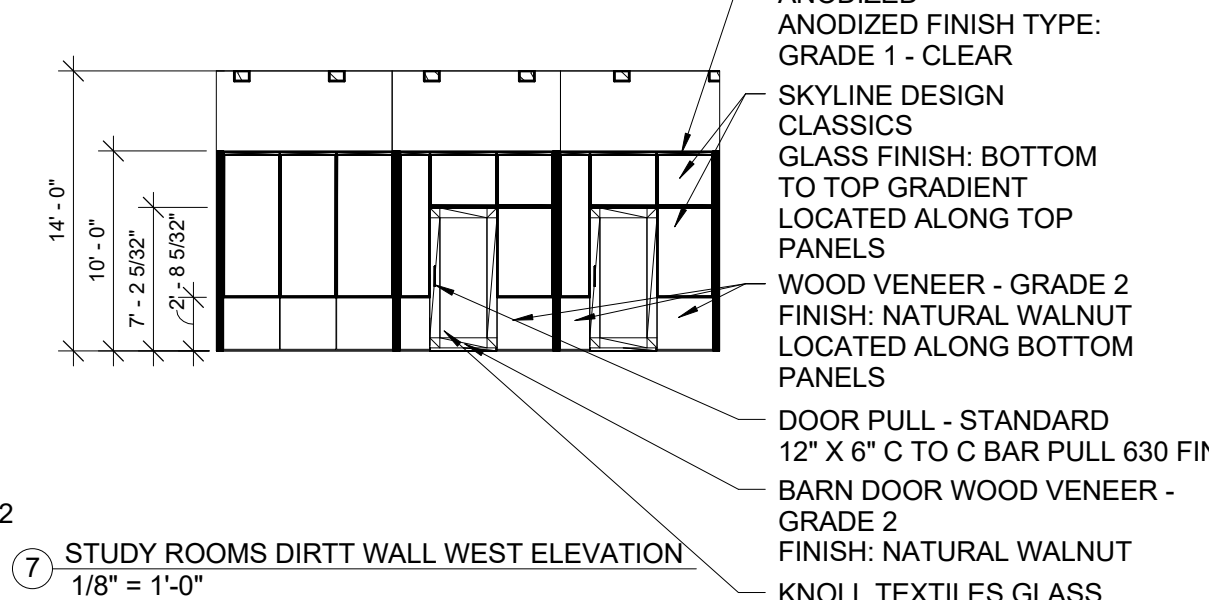
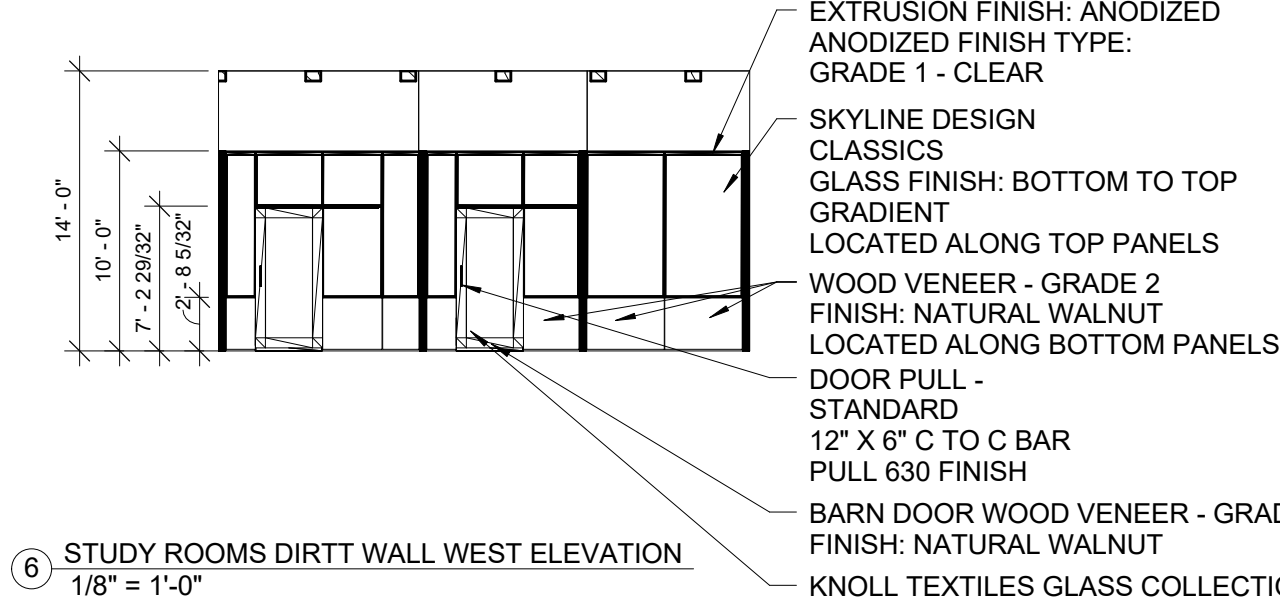
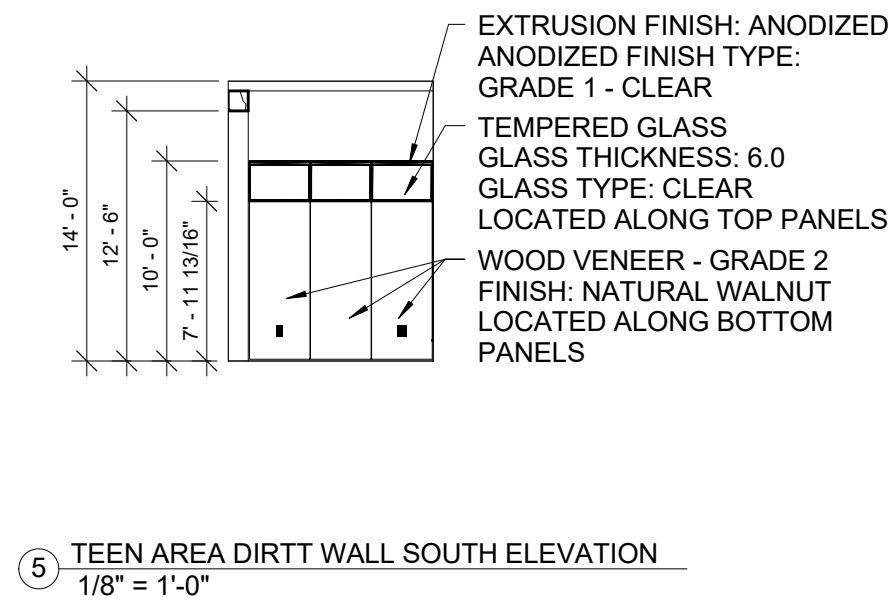
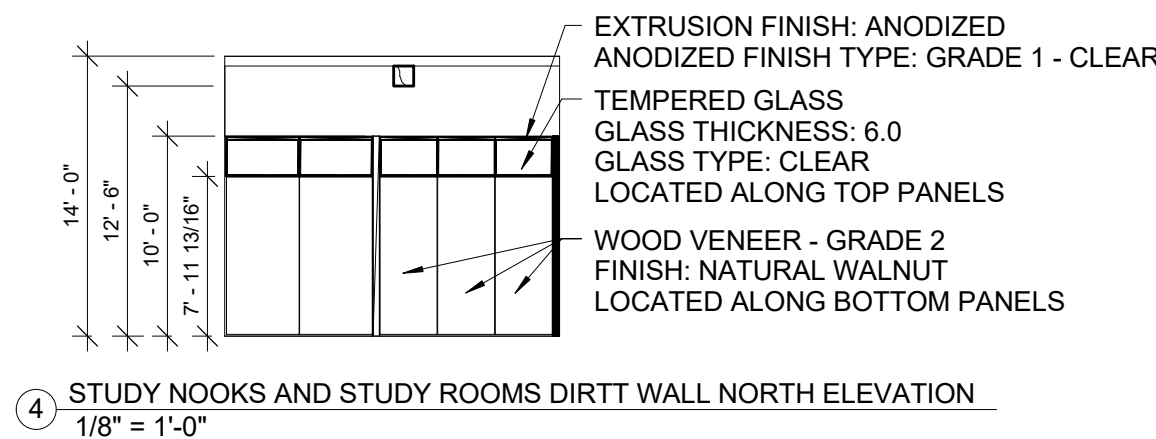
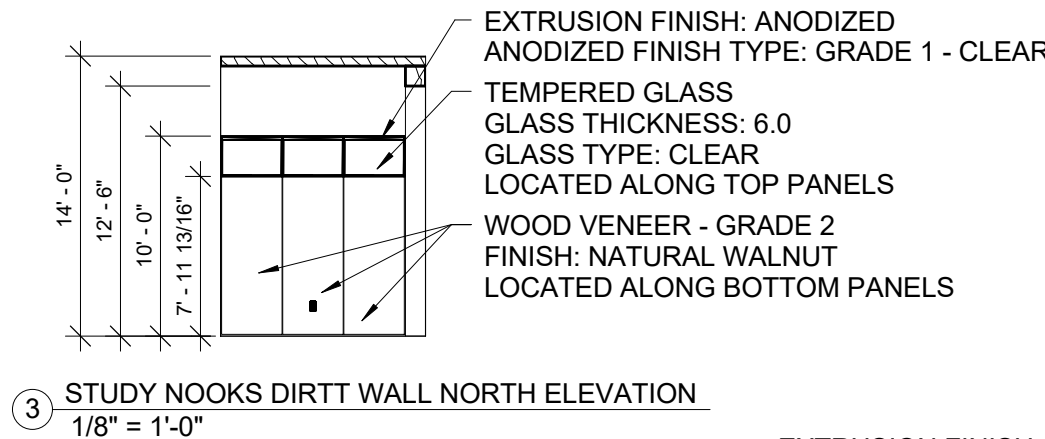
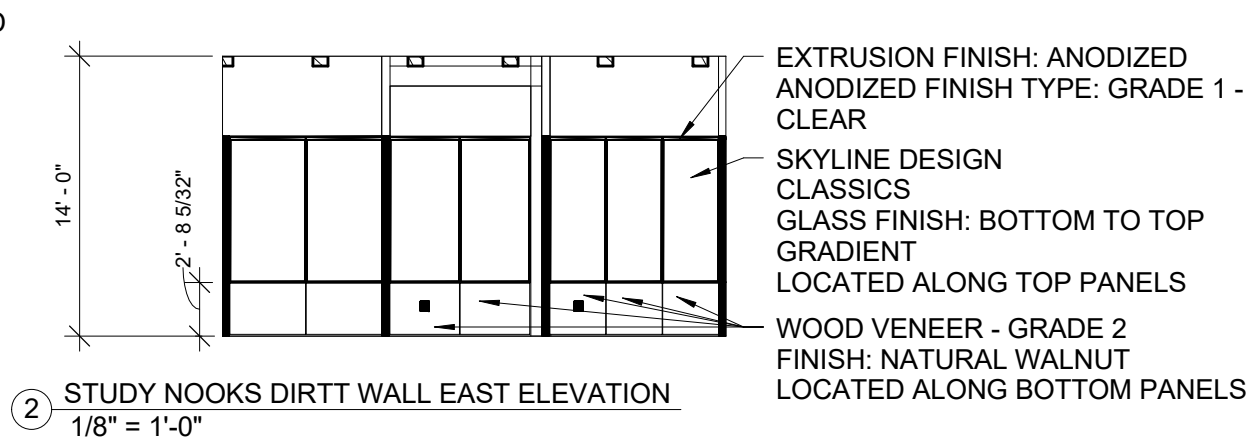
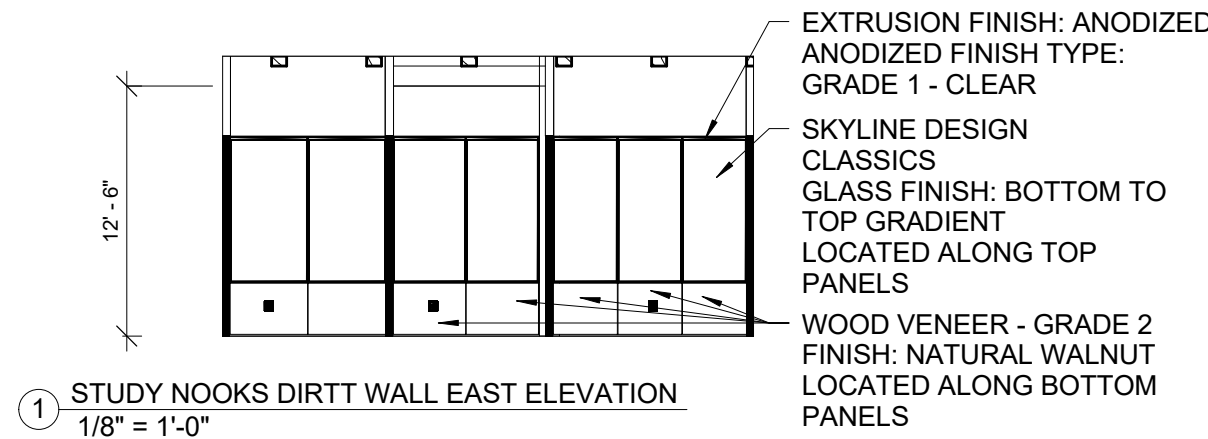
PIKES PEAK
PUBLIC LIBRARY

DRAWN BY:
RGB INTERIORS
COURSE: ADHM 452
DATE: 22 APRIL 2016

A.10.3

NOTES:

ALL SOFFITS ABOVE DIRTT WALLS
TO BE PAINTED PT6

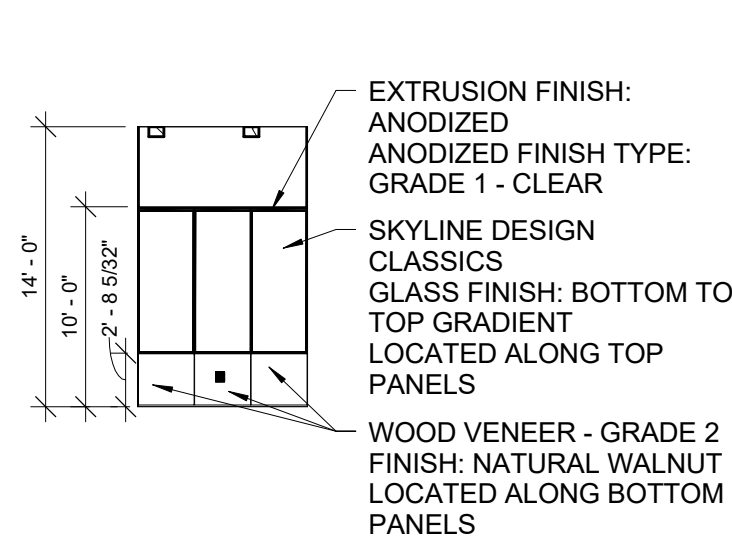


ELEVATIONS

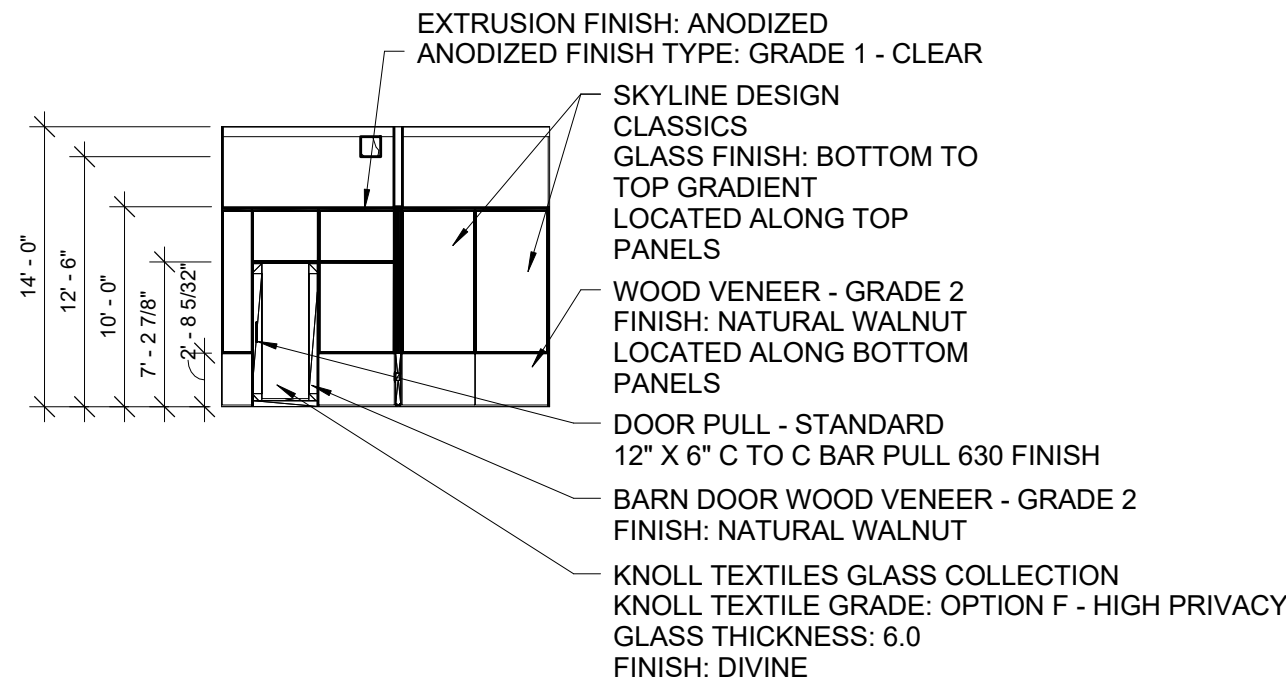
PIKES PEAK
PUBLIC LIBRARY

DRAWN BY:
RGB INTERIORS
COURSE: ADHM 452
DATE: 22 APRIL 2016

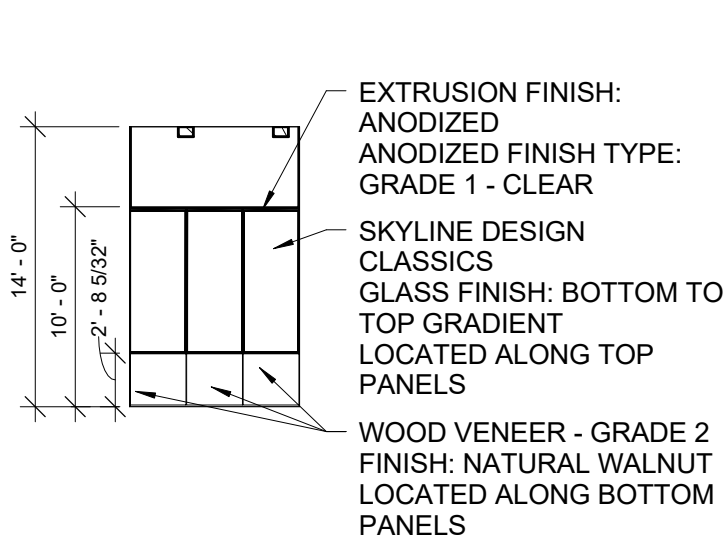
A.10.4



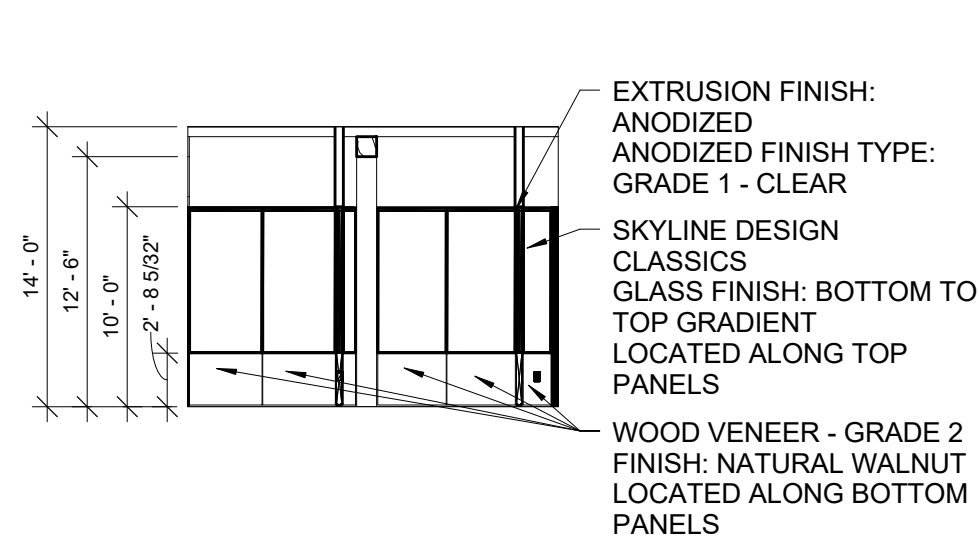
1 STUDY ROOMS DIRT WALL WEST ELEVATION
1/8" = 1'-0"



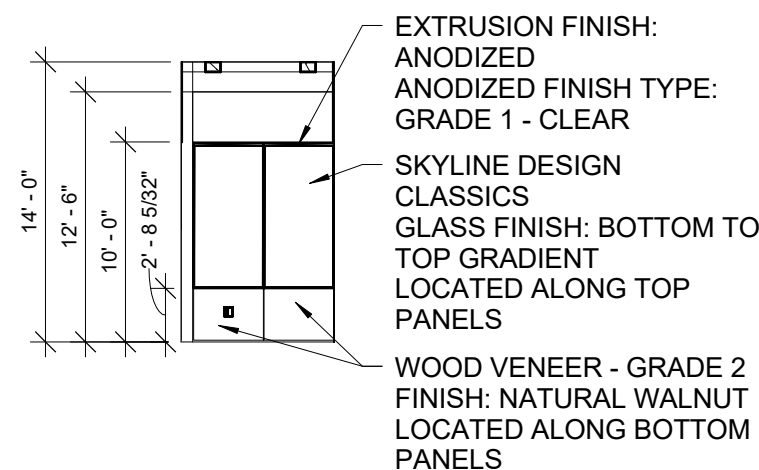
2 STUDY NOOKS AND STUDY ROOMS DIRT WALL SOUTH ELEVATION
1/8" = 1'-0"



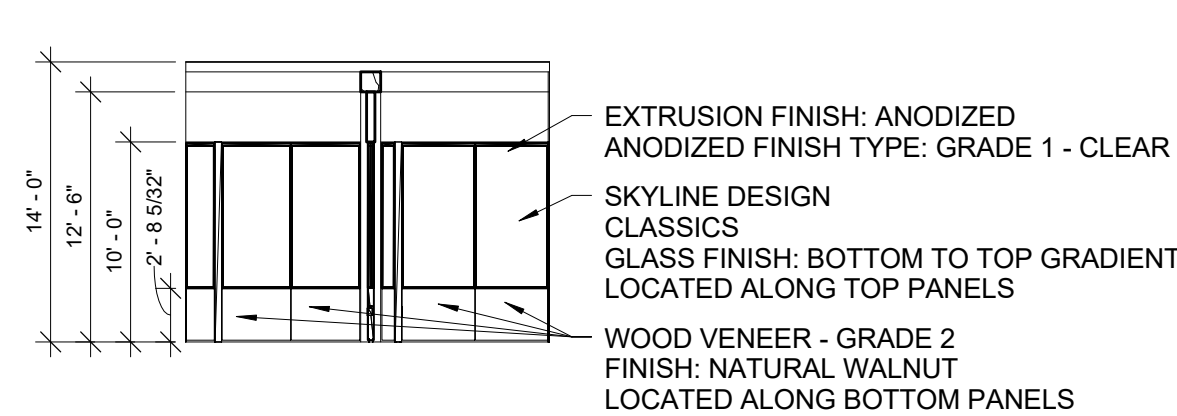
3 STUDY ROOMS DIRT WALL EAST ELEVATION
1/8" = 1'-0"



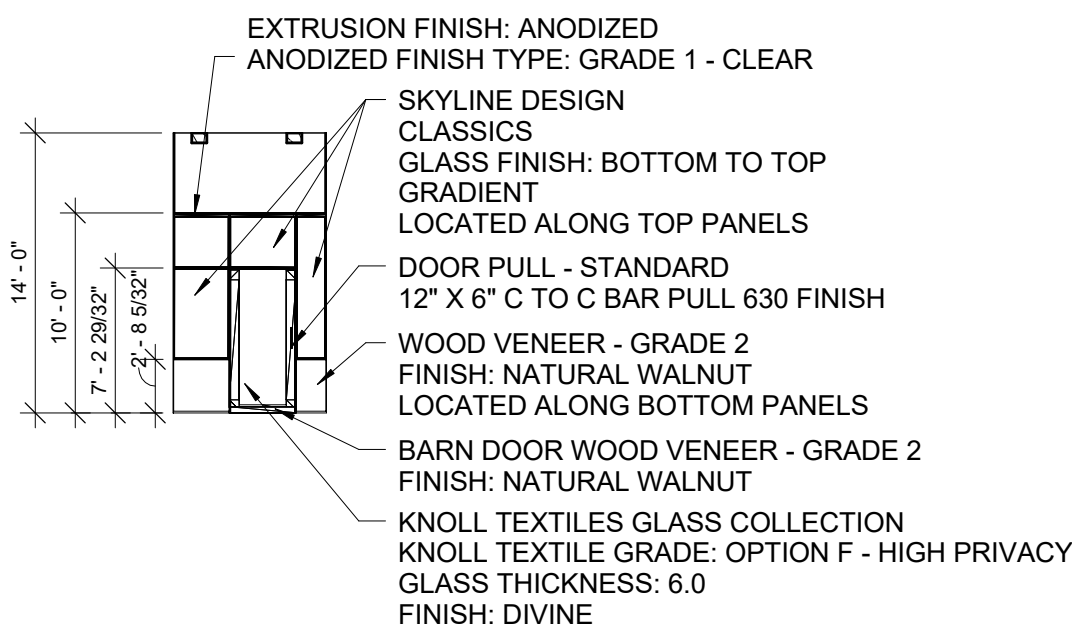
4 STUDY NOOKS AND STUDY ROOMS DIRT WALL NORTH ELEVATION
1/8" = 1'-0"



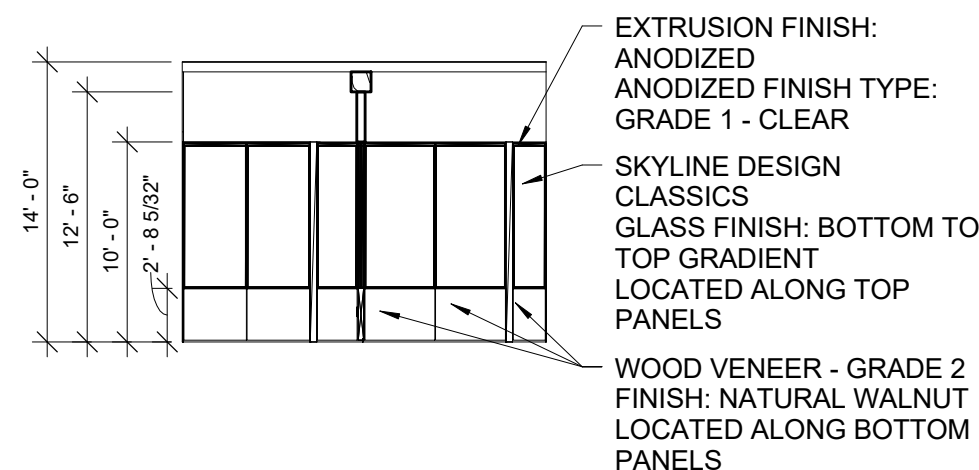
5 STUDY ROOMS DIRT WALL WEST ELEVATION
1/8" = 1'-0"



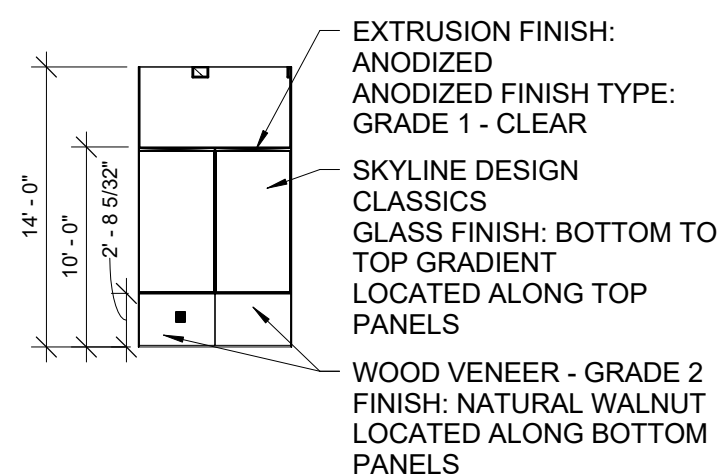
6 STUDY NOOKS AND STUDY ROOMS DIRT WALL SOUTH ELEVATION
1/8" = 1'-0"



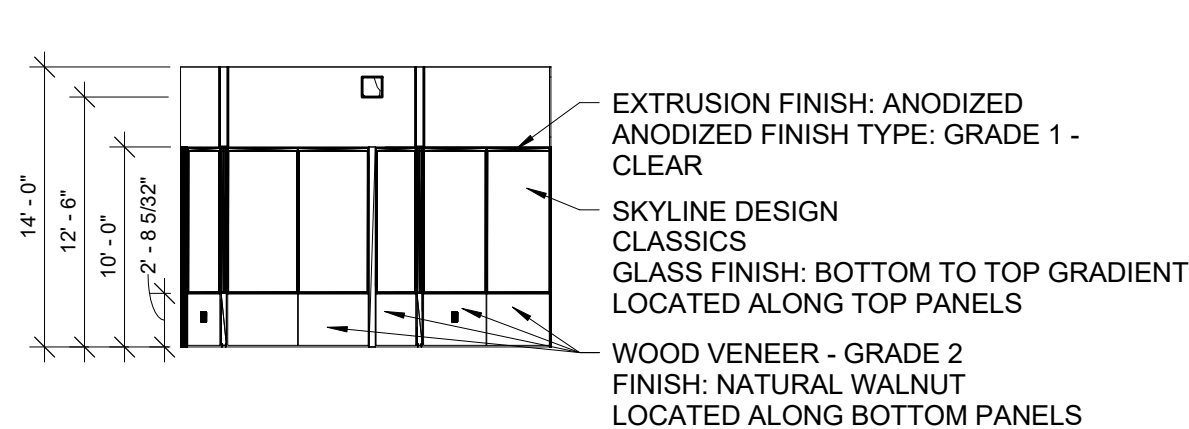
7 STUDY ROOMS DIRT WALL EAST ELEVATION
1/8" = 1'-0"



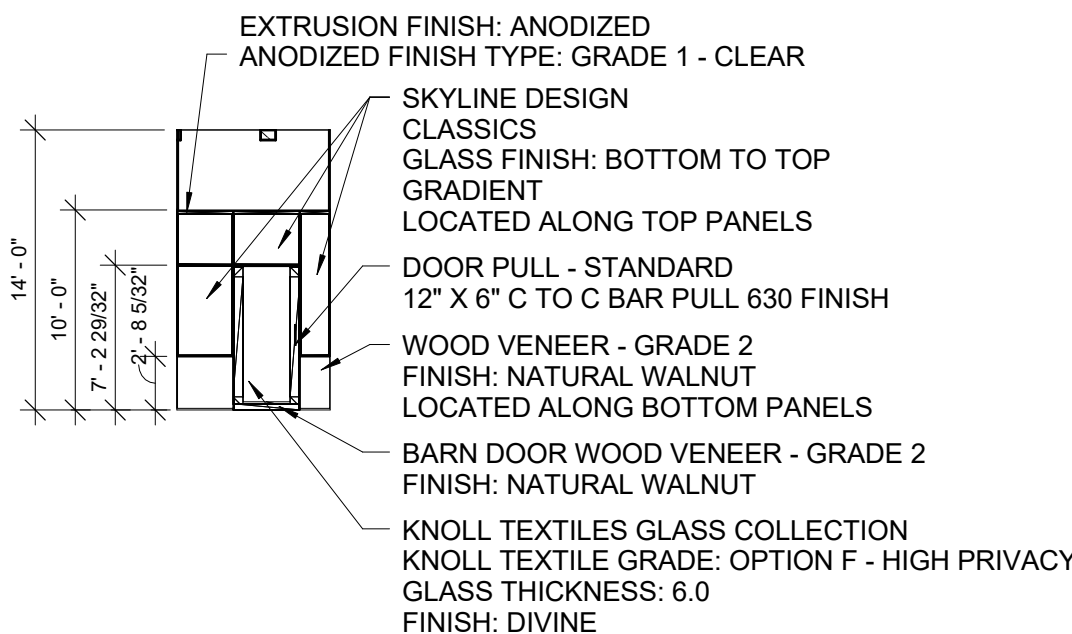
8 STUDY NOOKS AND STUDY ROOMS DIRT WALL NORTH ELEVATION
1/8" = 1'-0"



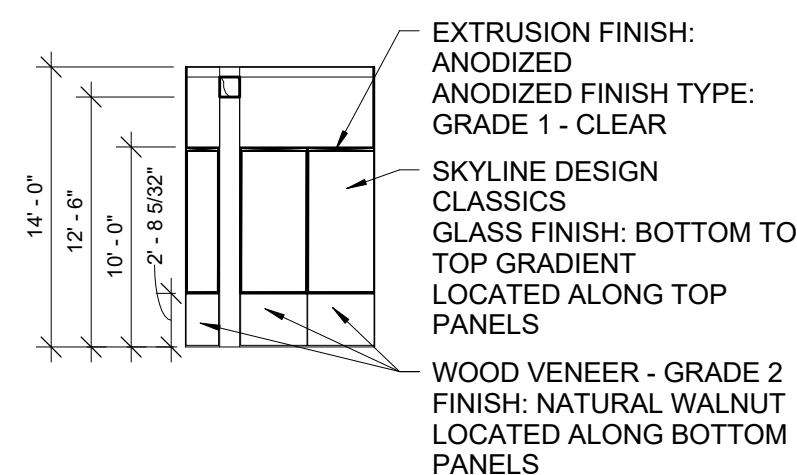
9 STUDY ROOMS DIRT WALL WEST ELEVATION
1/8" = 1'-0"



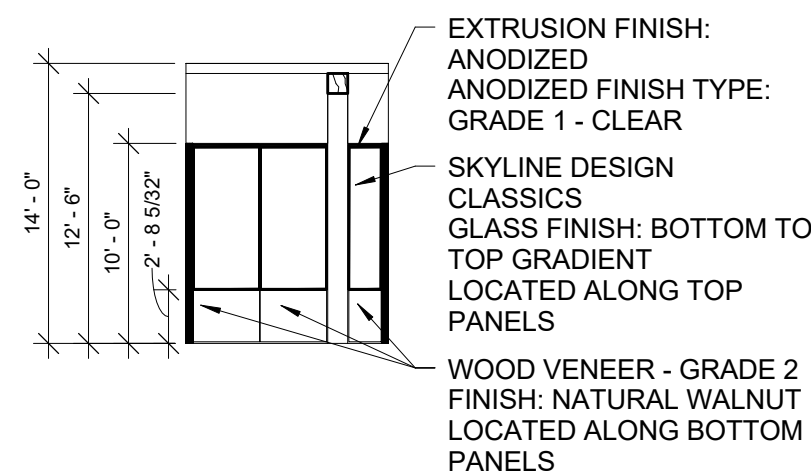
10 STUDY NOOKS AND STUDY ROOMS DIRT WALL SOUTH ELEVATION
1/8" = 1'-0"



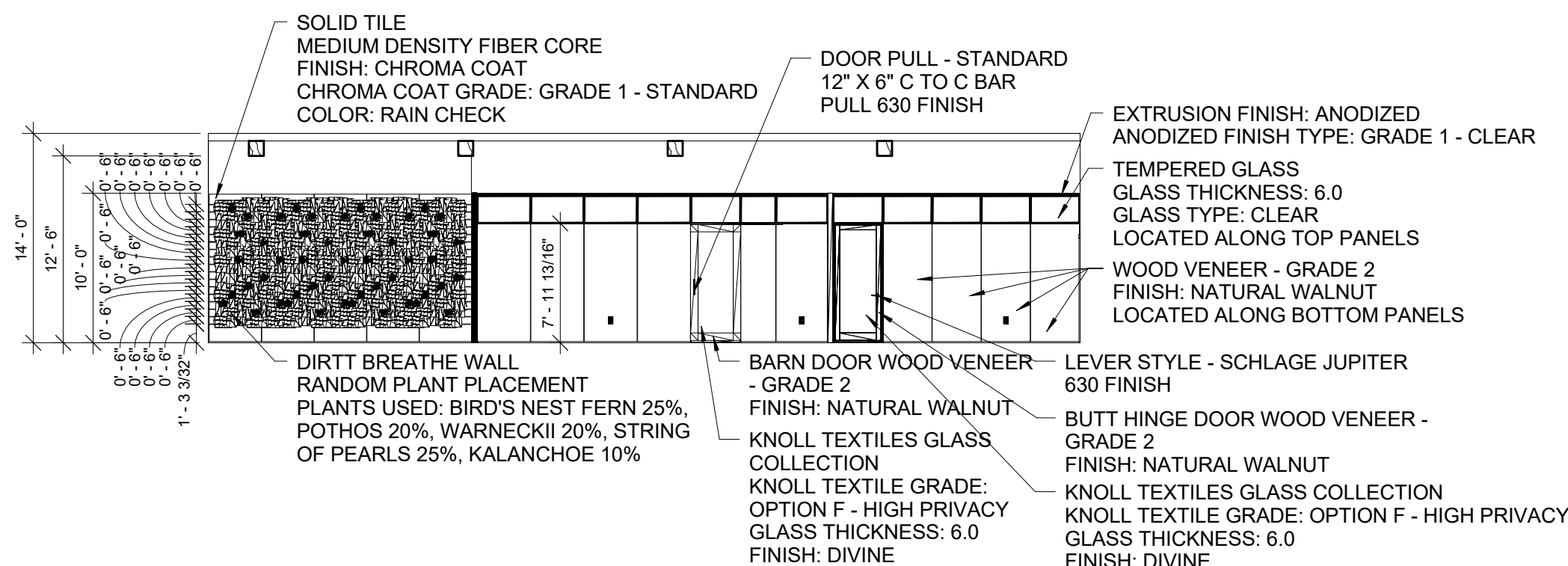
11 STUDY ROOMS DIRT WALL EAST ELEVATION
1/8" = 1'-0"



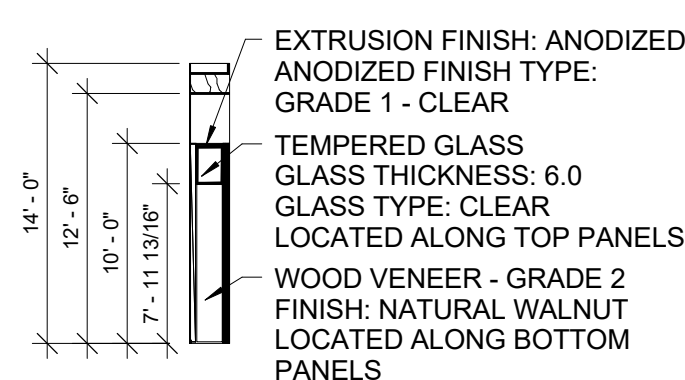
12 STUDY ROOMS DIRT WALL NORTH ELEVATION
1/8" = 1'-0"



13 STUDY ROOMS DIRT WALL SOUTH ELEVATION
1/8" = 1'-0"



14 STAFF WORK AREA AND BREAK ROOM DIRT WALL SOUTH ELEVATION
1/8" = 1'-0"



15 STAFF WORK AREA DIRT WALL WEST ELEVATION
1/8" = 1'-0"

NOTES:

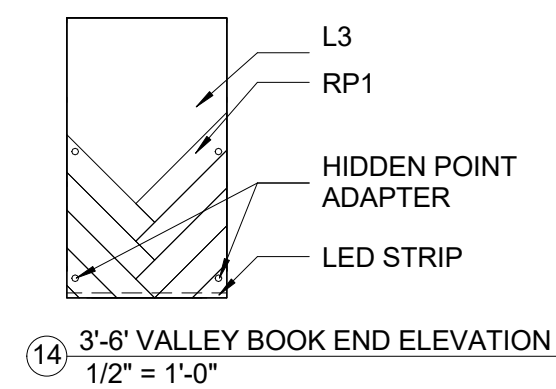
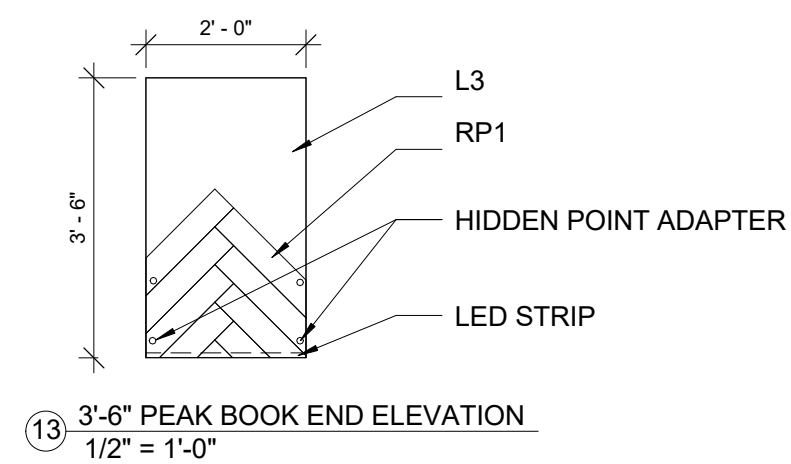
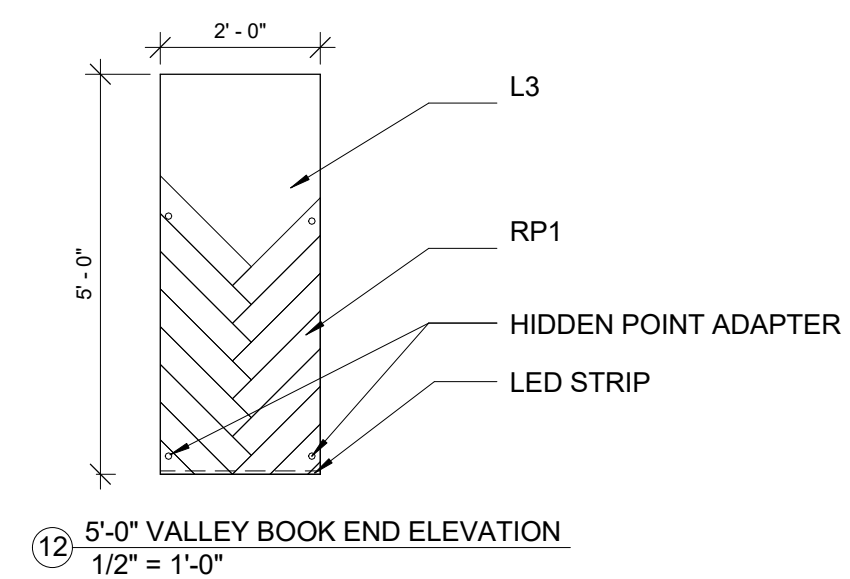
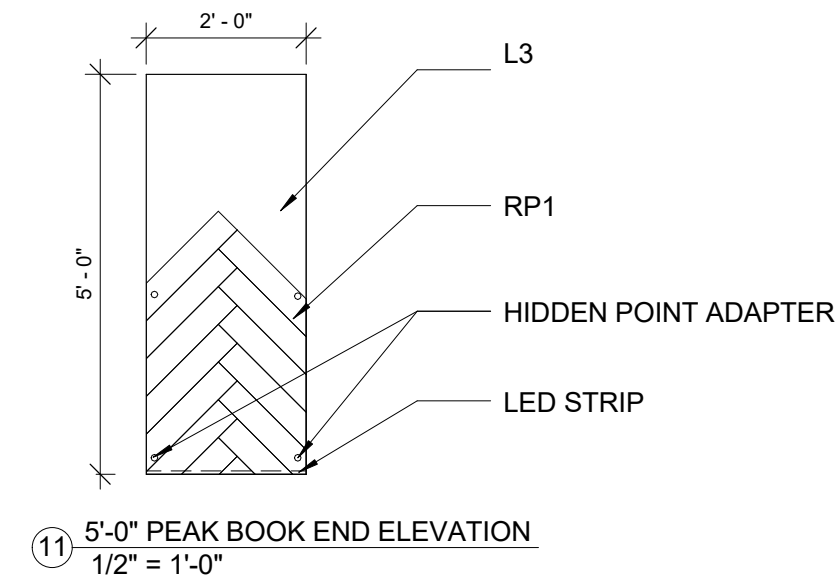
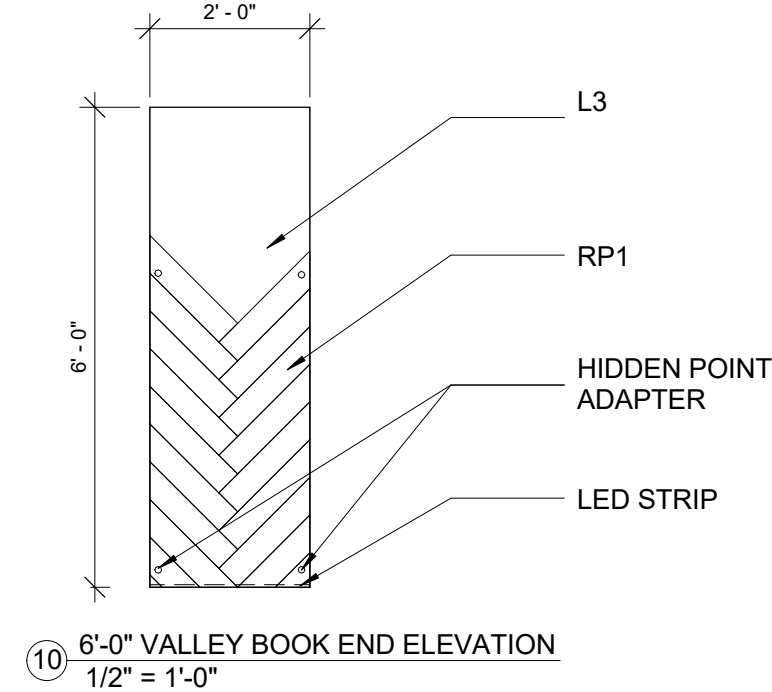
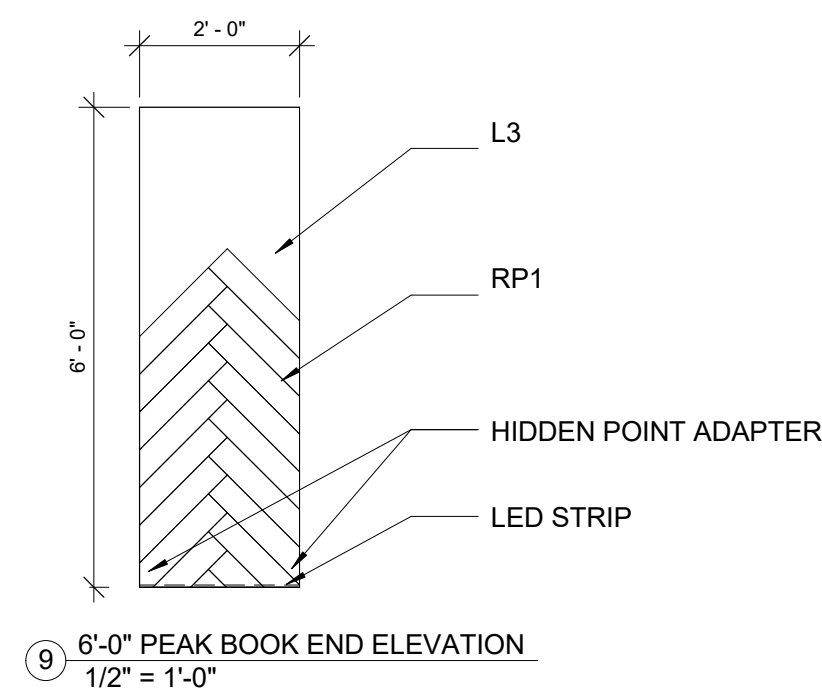
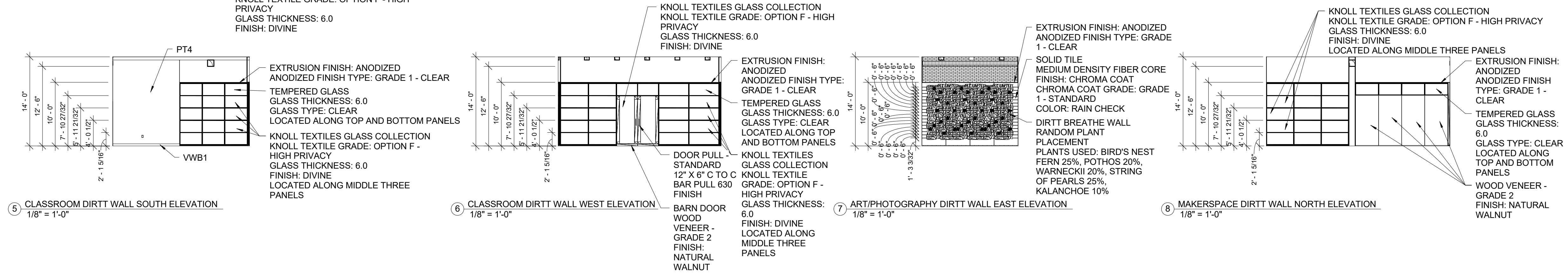
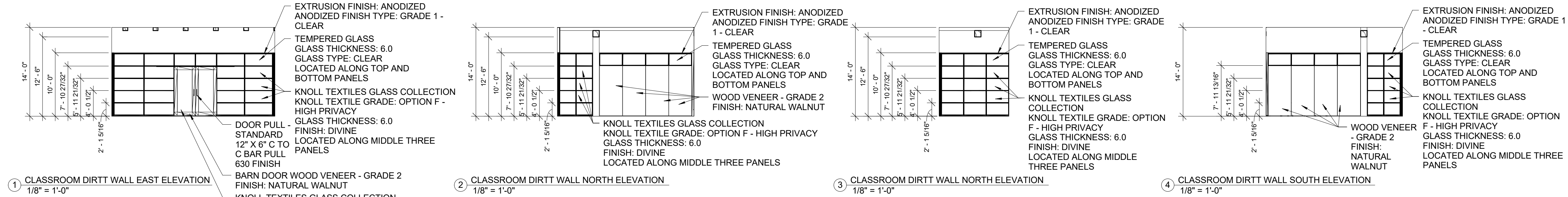
ALL SOFFITS ABOVE DIRT WALLS
TO BE PAINTED PT6



ELEVATIONS

PIKES PEAK
PUBLIC LIBRARY

DRAWN BY:
RGB INTERIORS
COURSE: ADHM 452
DATE: 22 APRIL 2016



NOTES:
ALL SOFFITS ABOVE DIRTT WALLS TO BE PAINTED PT6

ELEVATIONS

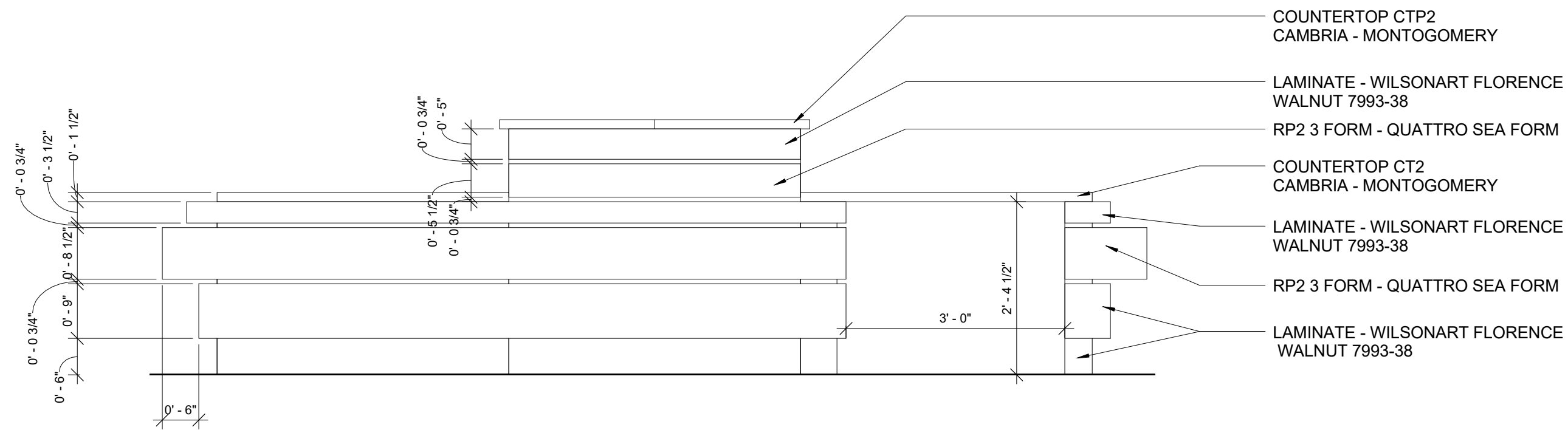
PIKES PEAK
PUBLIC LIBRARY

DRAWN BY:
RGB INTERIORS
COURSE: ADHM 452
DATE: 22 APRIL 2016

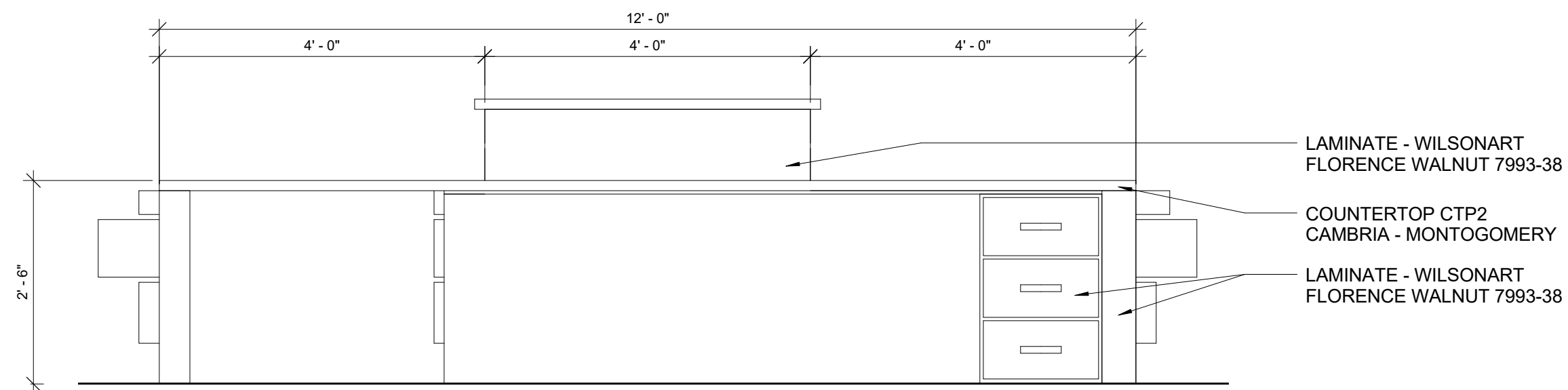


A.10.7

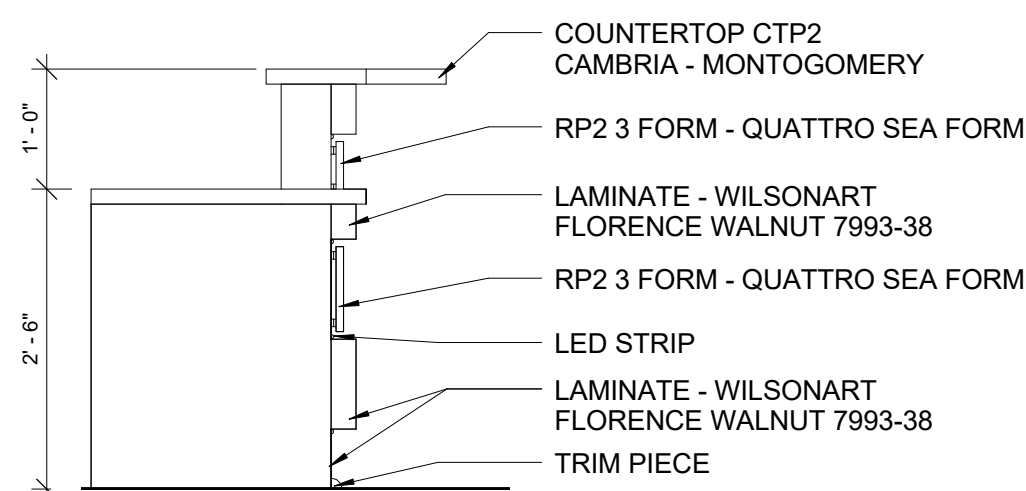
NOTES:



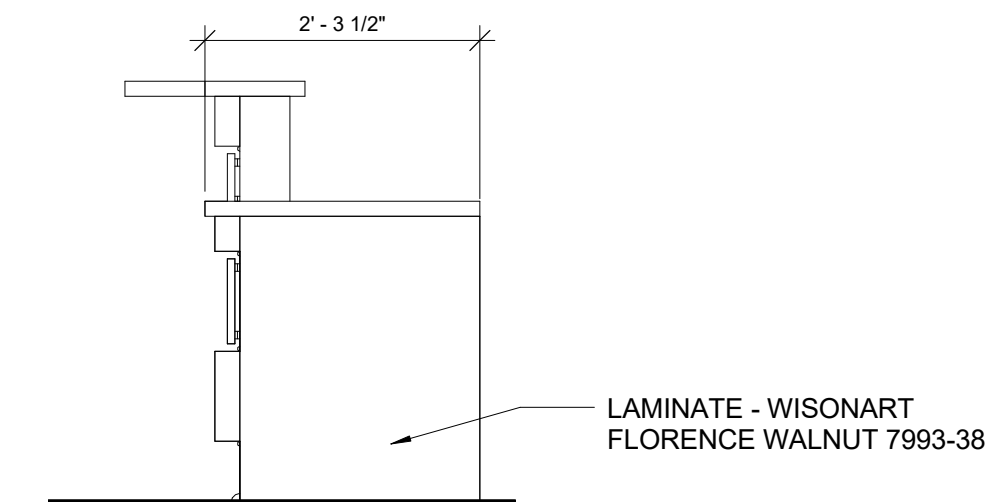
① RECEPTION DESK NORTH ELEVATION
3/4" = 1'-0"



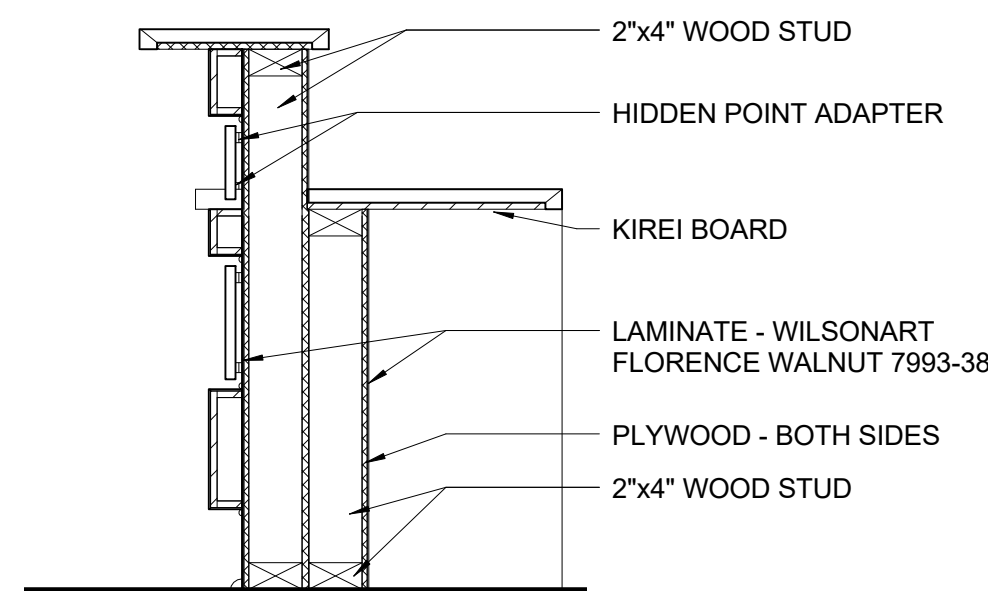
② RECEPTION DESK SOUTH ELEVATION
3/4" = 1'-0"



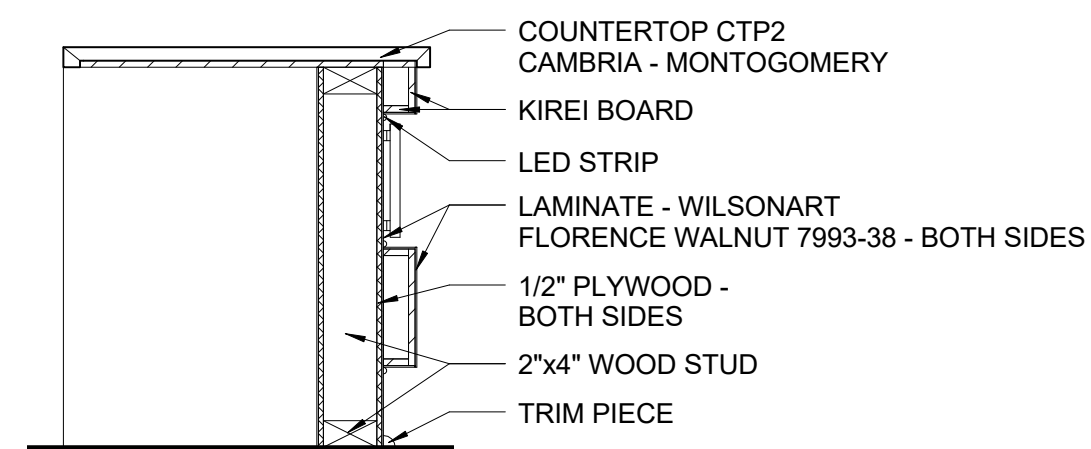
③ RECEPTION DESK EAST ELEVATION
3/4" = 1'-0"




④ RECEPTION DESK WEST ELEVATION
3/4" = 1'-0"



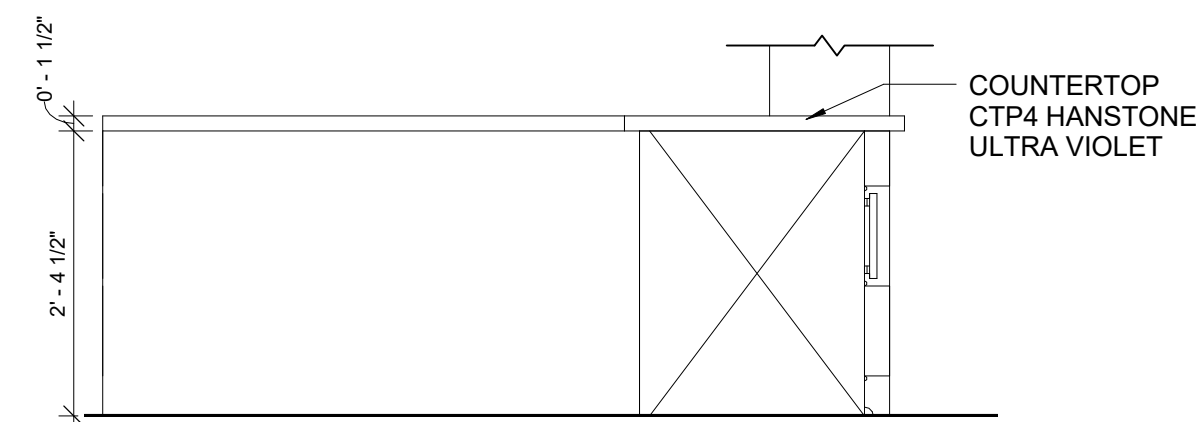
⑤ RECEPTION DESK SECTION
1" = 1'-0"



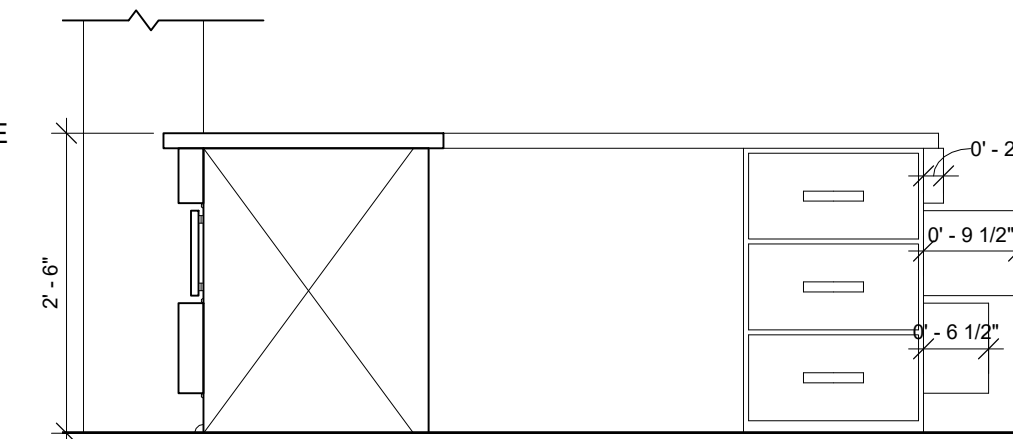
⑥ RECEPTION DESK SECTION
1" = 1'-0"




⑦ CHILDREN'S LIBRARIAN DESK NORTH ELEVATION
3/4" = 1'-0"



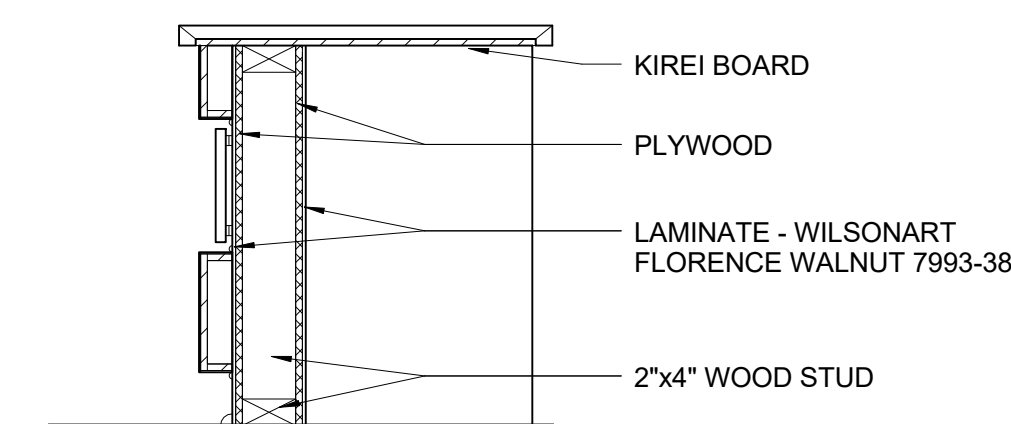
⑧ CHILDREN'S LIBRARIAN DESK SOUTH ELEVATION
3/4" = 1'-0"



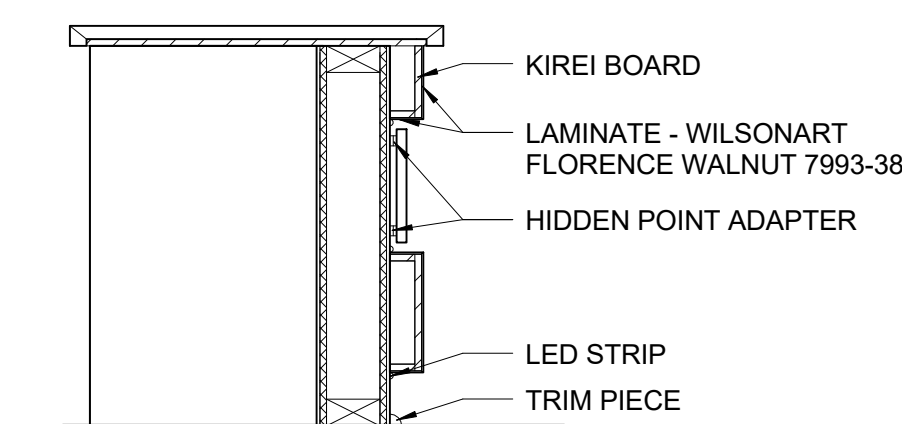
⑨ CHILDREN'S LIBRARIAN DESK EAST ELEVATION
3/4" = 1'-0"



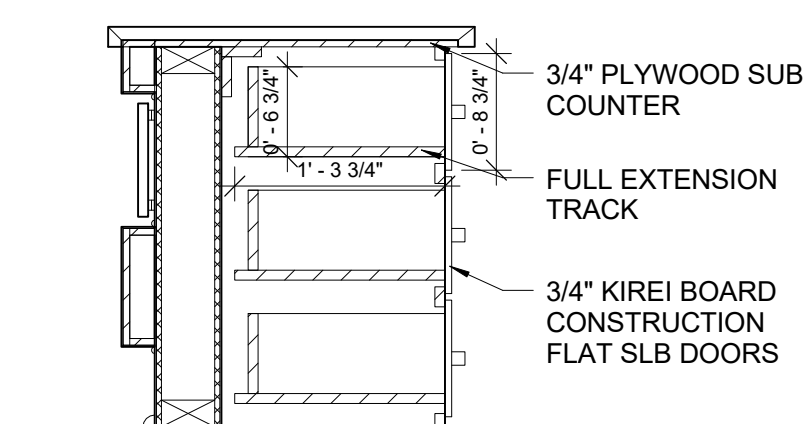
⑩ CHILDREN'S LIBRARIAN DESK WEST ELEVATION
3/4" = 1'-0"



⑪ CHILDREN'S LIBRARIAN DESK SECTION1
1" = 1'-0"



⑫ CHILDREN'S LIBRARIAN DESK SECTION2
1" = 1'-0"



⑬ TYPICAL DRAWER SECTION
1" = 1'-0"

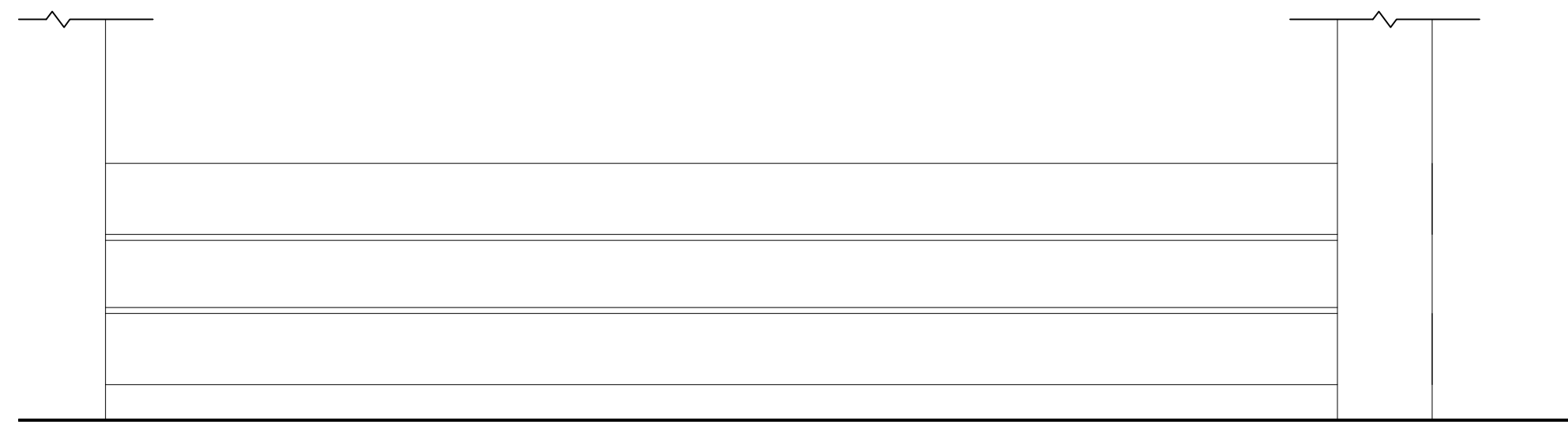


ELEVATIONS & SECTIONS

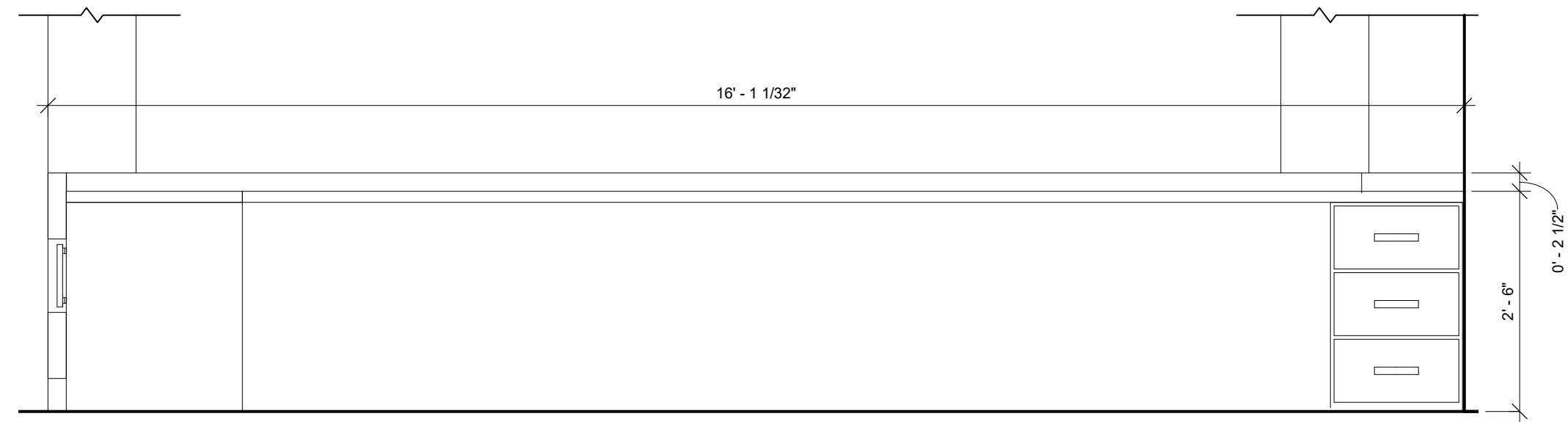
PIKES PEAK
PUBLIC LIBRARY

DRAWN BY:
RGB INTERIORS
COURSE: ADHM 452
DATE: 22 APRIL 2016

A.10.8



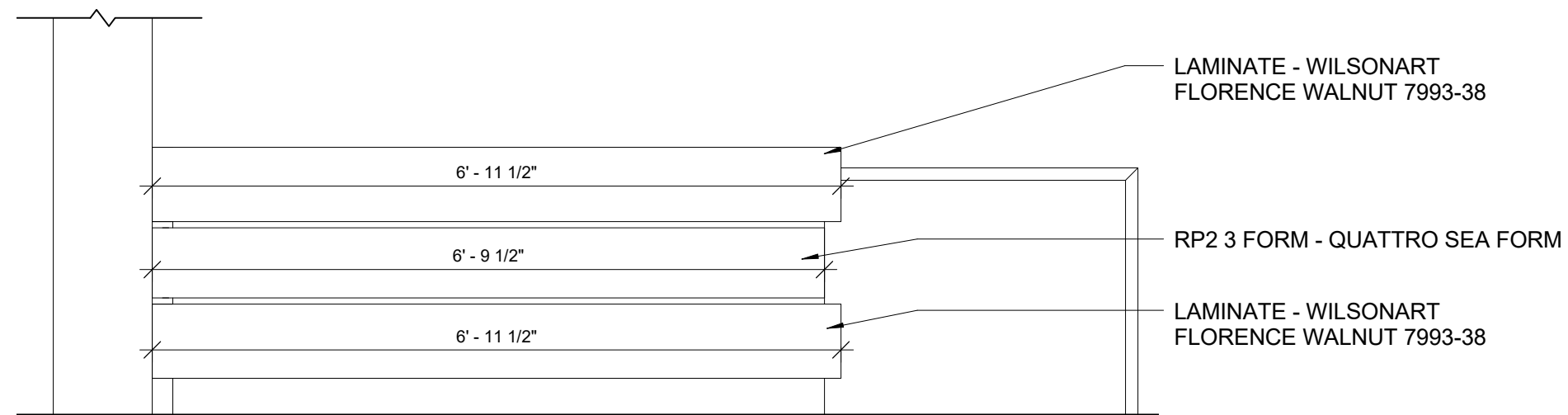
① REFERENCE DESK NORTH ELEVATION
3/4" = 1'-0"



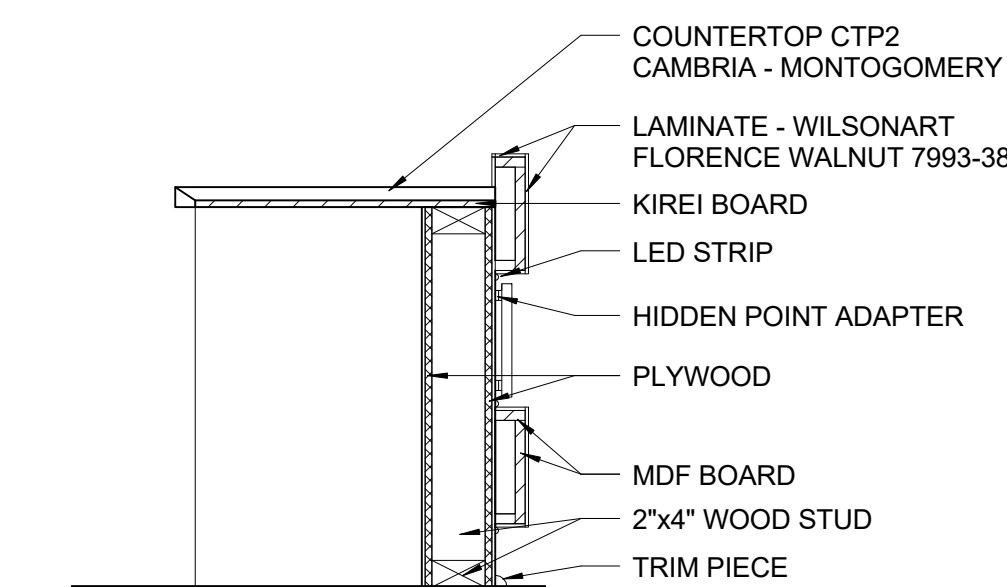
② REFERENCE DESK SOUTH ELEVATION
3/4" = 1'-0"



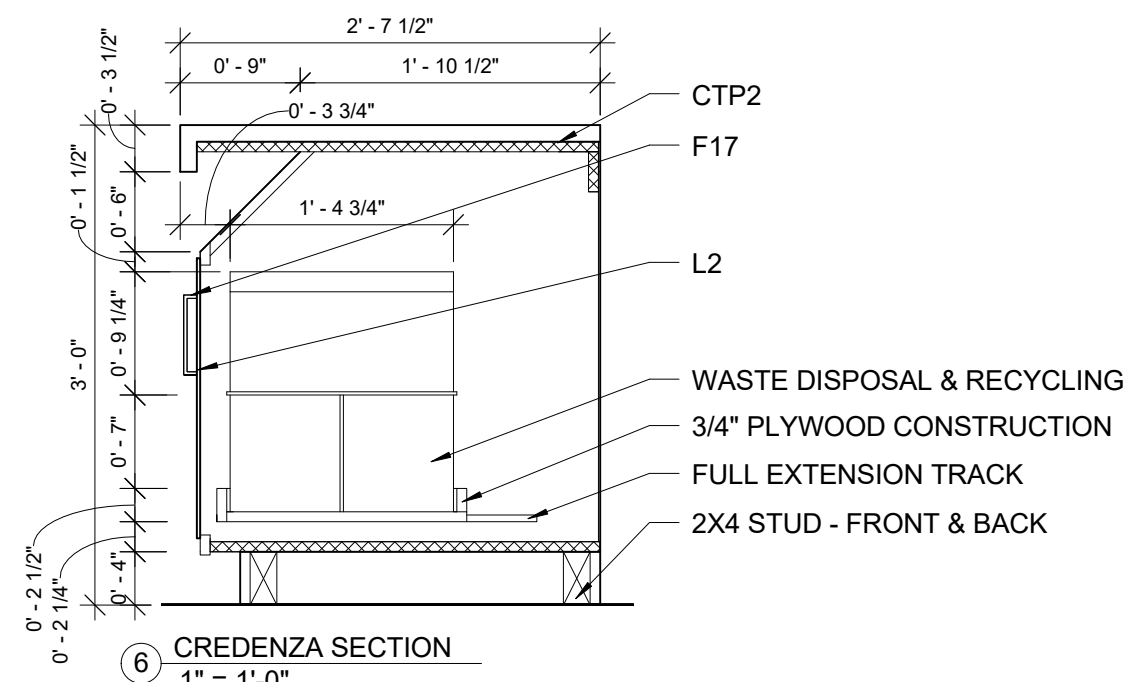
③ REFERENCE DESK EAST ELEVATION
3/4" = 1'-0"



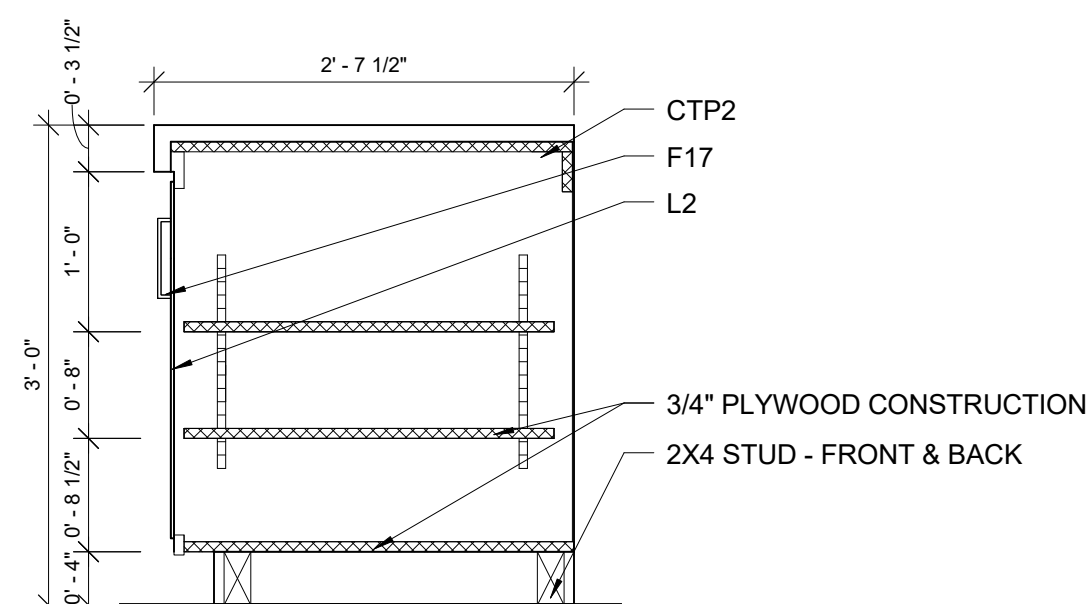
④ REFERENCE DESK WEST ELEVATION
3/4" = 1'-0"



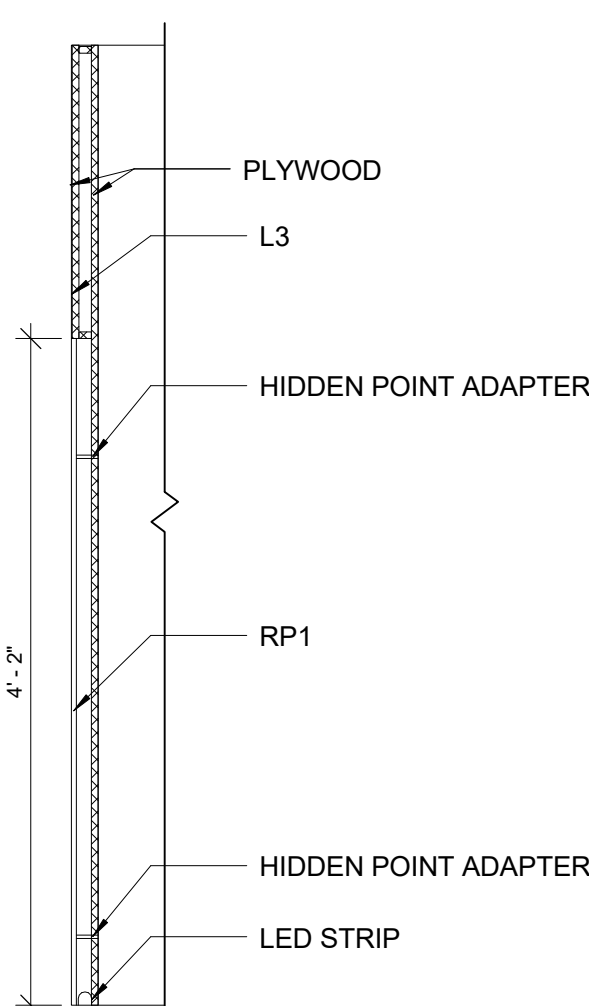
⑤ REFERENCE DESK SECTION
1" = 1'-0"



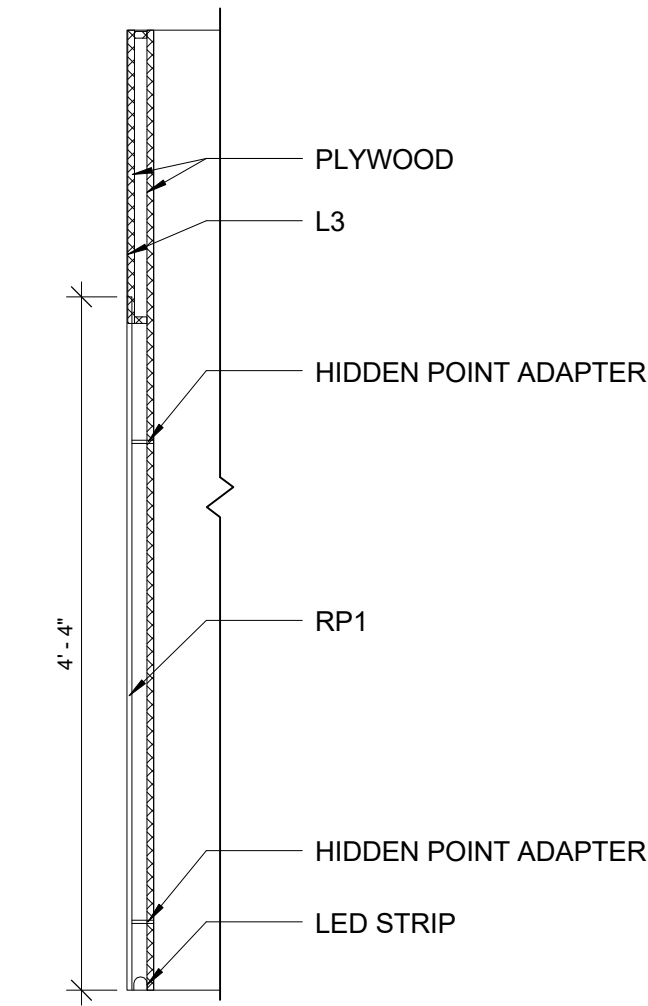
⑥ CRENDENZA SECTION
1" = 1'-0"



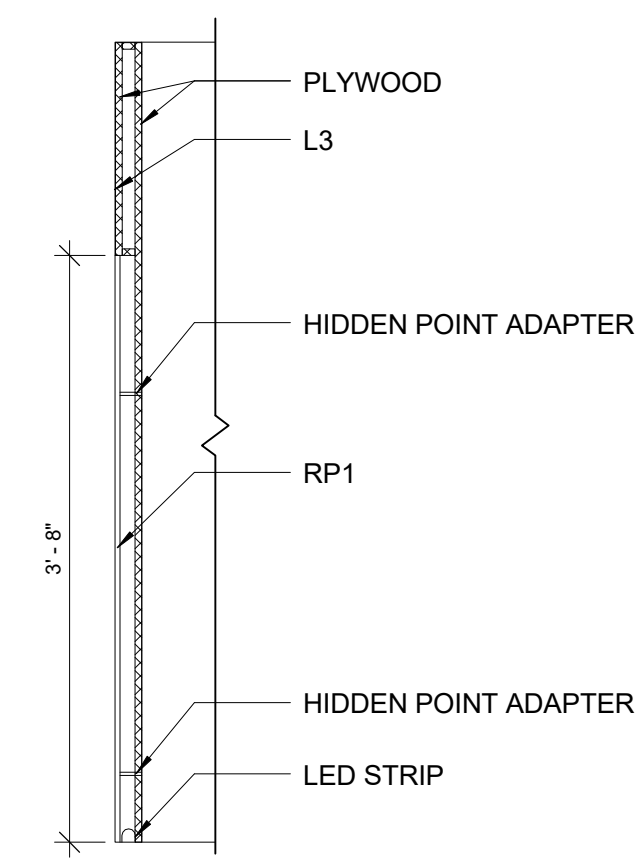
⑦ CRENDENZA SECTION
1" = 1'-0"



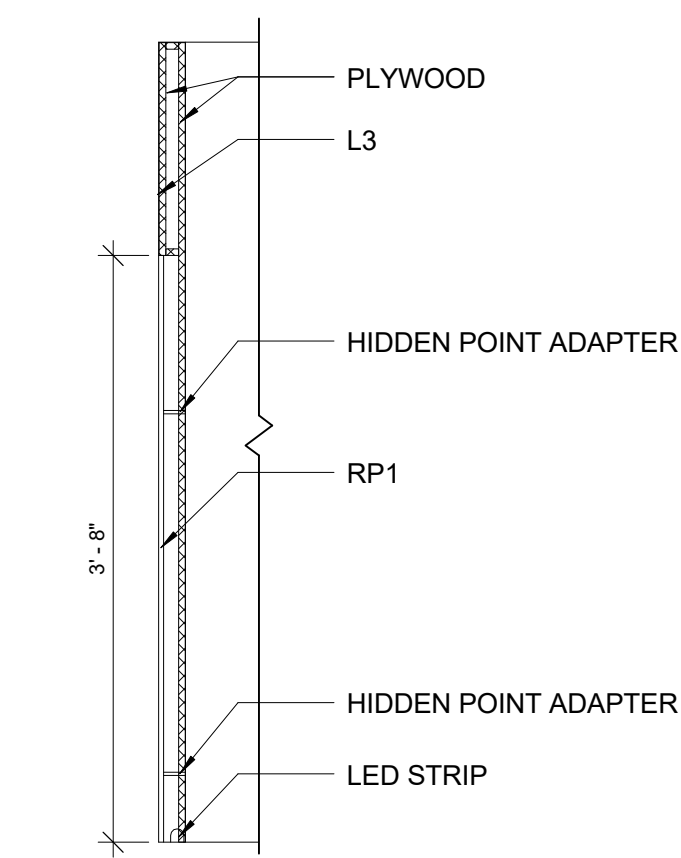
⑧ 6' PEAK BOOK END SECTION
1" = 1'-0"



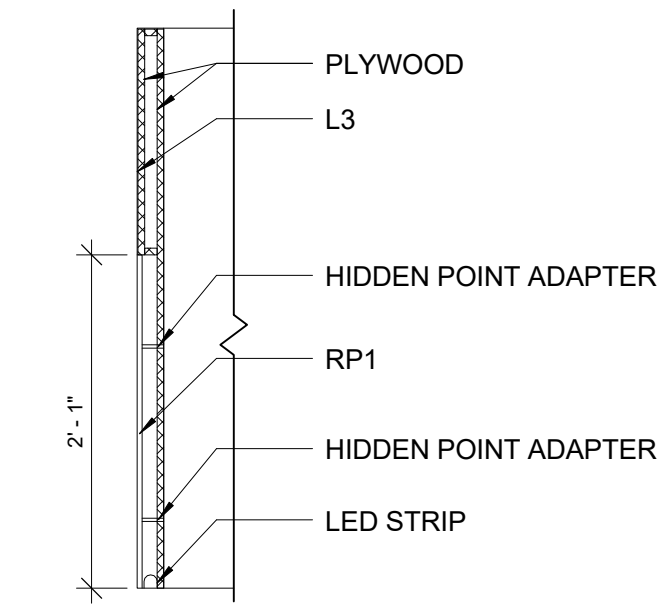
⑨ 6' VALLEY BOOK END SECTION
1" = 1'-0"



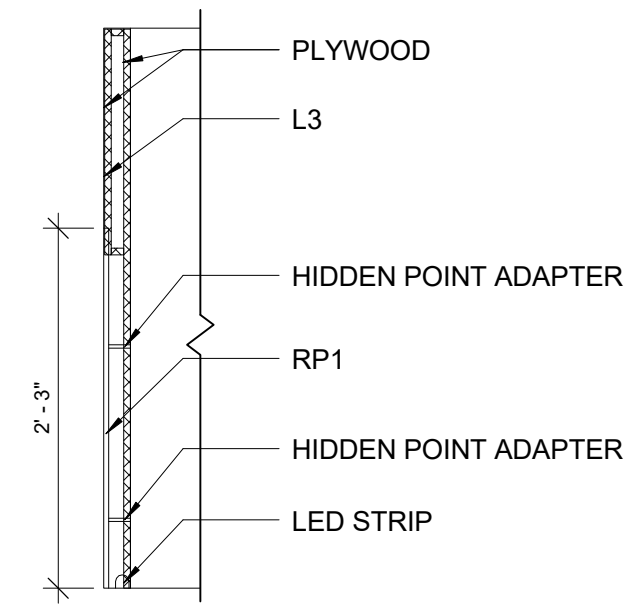
⑩ 5' PEAK BOOK END SECTION
1" = 1'-0"



⑪ 5' VALLEY BOOK END SECTION
1" = 1'-0"



⑫ 3'6" PEAK BOOK END SECTION
1" = 1'-0"



⑬ 3'6" VALLEY BOOK END SECTION
1" = 1'-0"

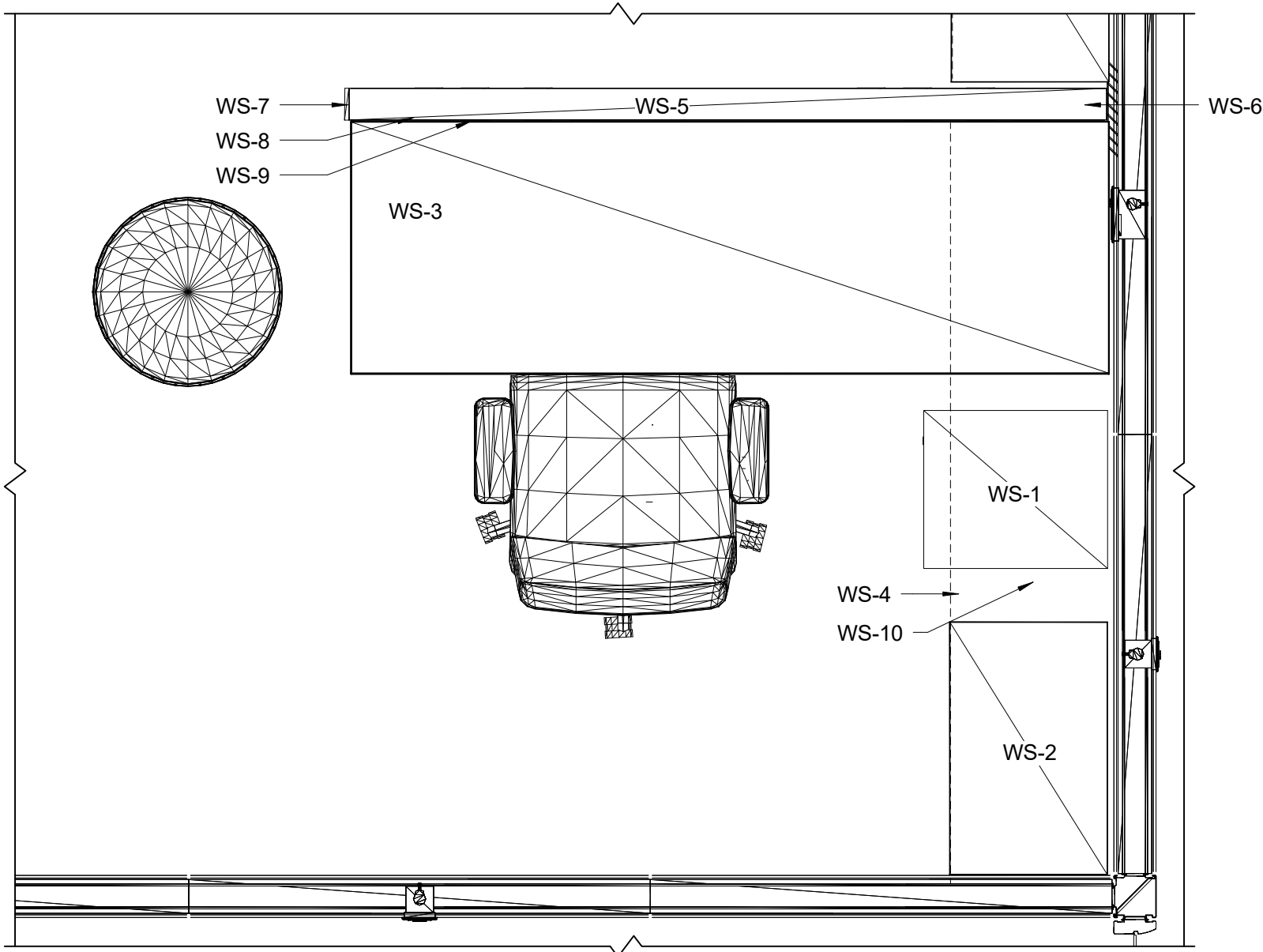


ELEVATIONS & SECTIONS

PIKES PEAK PUBLIC LIBRARY

DRAWN BY:
RGB INTERIORS
COURSE: ADHM 452
DATE: 22 APRIL 2016

A.10.9



① STAFF WORK AREA WORKSTATION LARGE SCALE PLAN
1" = 1'-0"

| WORKSTATION 1 | | | | | | | |
|-----------------|--------|--|--------------|----------------|-------------------------|----------|---------------------------------|
| ROOM | SYMBOL | DESCRIPTION | MANUFACTURER | PRODUCT NUMBER | DIMENSION/SIZE | QUANTITY | PRODUCT FINISH/COLOR |
| STAFF WORK AREA | WS-1 | PEDESTAL-MOBILE, FLUSH STEEL FRONT | STEELCASE | RPM1821CF | 17 1/2 D X 15 W | 1 | FIELDSTONE, GRAPHITE WALNUT TOP |
| STAFF WORK AREA | WS-2 | BOOKCASE, 2 ADJUSTABLE SHELVES | STEELCASE | RBC15243A | 15 D X 24 W X 40 H | 1 | FIELDSTONE, GRAPHITE WALNUT TOP |
| STAFF WORK AREA | WS-3 | WORKSURFACE-STRAIGHT | STEELCASE | E6WS2472 | 24 D X 72 W | 1 | SURFACE: GRAPHITE WALNUT |
| STAFF WORK AREA | WS-4 | OVERHEAD-SINGLE HIGH, SLIDER DOOR | STEELCASE | E6OS157215S | 15 7/8" D X 72 W X 15 H | 1 | GRAPHITE WALNUT, FROSTED GLASS |
| STAFF WORK AREA | WS-5 | FRAME, HORIZONTAL PACKAGE, THIN | STEELCASE | TS772THF | 72 W | 1 | SURFACE: FIELDSTONE |
| STAFF WORK AREA | WS-6 | JUNCTION-WALL START | STEELCASE | TS766WPJ | 66 H | 1 | SURFACE: FIELDSTONE |
| STAFF WORK AREA | WS-7 | JUNCTION-END OF RUN, THIN | STEELCASE | TS766TEPJ | 66 H | 1 | SURFACE: FIELDSTONE |
| STAFF WORK AREA | WS-8 | PANEL SKIN-TACKABLE ACOUSTICAL | STEELCASE | TS72472TK | 24 H X 72 W | 4 | FABRIC: 5G64: ALPINE |
| STAFF WORK AREA | WS-9 | SKIN-MARKERBOARD | STEELCASE | TS71272MB | 12 H X 72 W | 2 | - |
| STAFF WORK AREA | WS-10 | LIGHT-SHELF, 32 WATT, ELECTRONIC BALLAST, LAMP | STEELCASE | LSB48K2 | 9 FOOT CORD, 49 W | 1 | - |

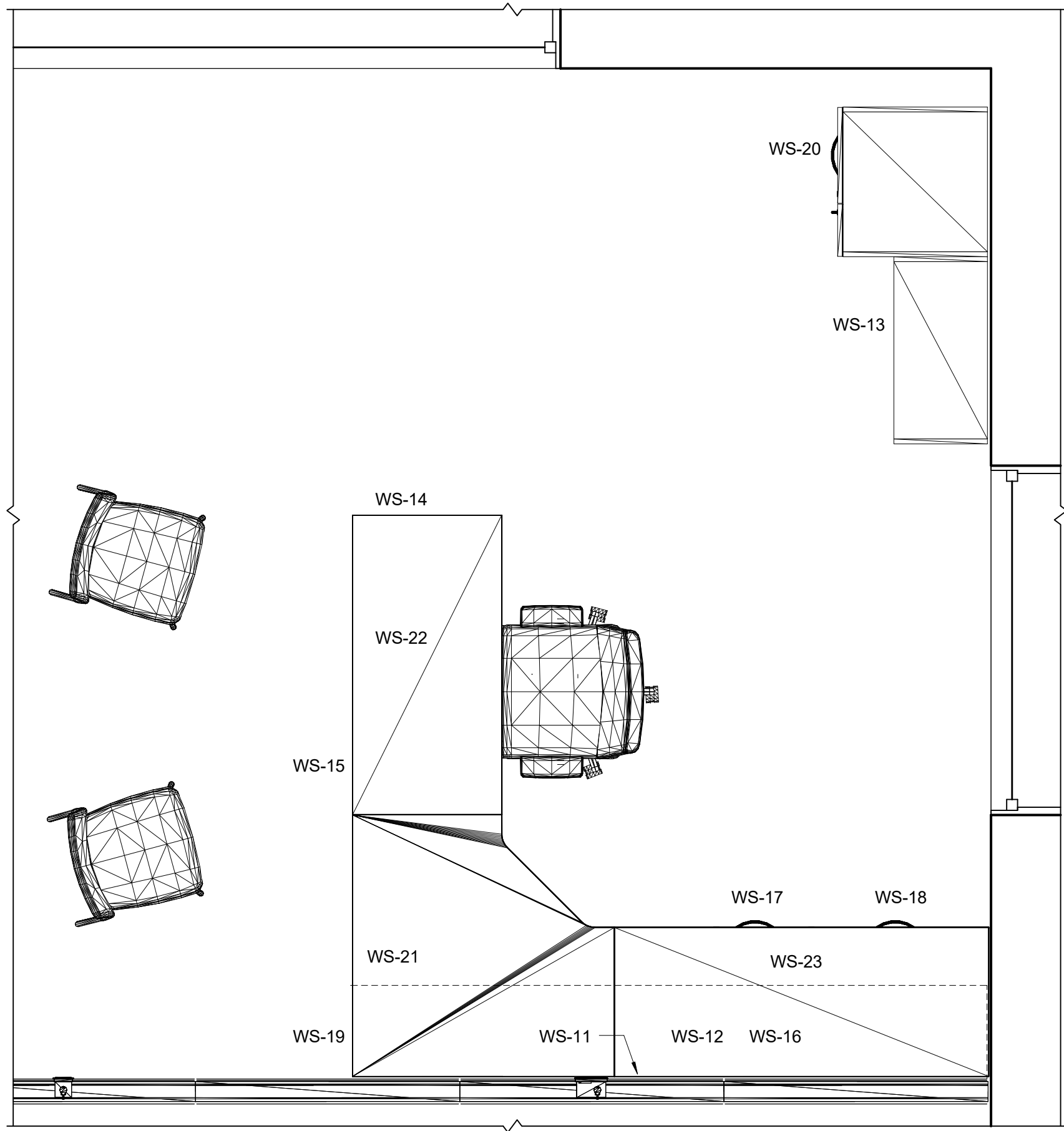


LARGE SCALE PLAN

PIKES PEAK
PUBLIC LIBRARY

DRAWN BY:
RGB INTERIORS
COURSE: ADHM 452
DATE: 22 APRIL 2016

NOTES:



1 DIRECTOR'S OFFICE WORKSTATION LARGE SCALE PLAN
3/4" = 1'-0"

WORKSTATION 2

| ROOM | SYMBOL | DESCRIPTION | MANUFACTURER | PRODUCT NUMBER | DIMENSION/SIZE | QUANTITY | PRODUCT FINISH/COLOR |
|-------------------|--------|---|--------------|----------------|-------------------------------|----------|--------------------------------|
| DIRECTOR'S OFFICE | WS-11 | BRACKET-FLUSH MOUNT | STEELCASE | AWQF | - | 1 | - |
| DIRECTOR'S OFFICE | WS-12 | LIGHT VALANCE, WALL MOUNT OVERHEAD SHELF | STEELCASE | E6AL96W | 94 3/4 W | 1 | GRAPHITE WALNUT |
| DIRECTOR'S OFFICE | WS-13 | BOOKCASE-FREESTANDING, LEG BASE, OPEN | STEELCASE | E6BFL153045P | 15 D X 30 W X 45 H | 1 | SURFACE: GRAPHITE WALNUT |
| DIRECTOR'S OFFICE | WS-14 | LEG-GATE | STEELCASE | E6GL24127 | 24 D X 1 1/2 W X 27 5/8 H | 1 | ALUMINUM |
| DIRECTOR'S OFFICE | WS-15 | PANEL-MODESTY, GLASS, END PANEL APPLICATION | STEELCASE | E6NMG7212E | 70 1/8 W X 12 1/6 H | 1 | FROSTED GLASS |
| DIRECTOR'S OFFICE | WS-16 | OVERHEAD-SINGLE HIGH, SLIDER DOOR | STEELCASE | E6OS159615S | 15 7/8 D X 96 W X 15 H | 1 | GRAPHITE WALNUT, FROSTED GLASS |
| DIRECTOR'S OFFICE | WS-17 | PEDESTAL, PLINTH BASE, BOX/BOX/FILE | STEELCASE | E6PD231527B | 23 1/4 D X 15 W X 27 1/2 H | 1 | SURFACE: GRAPHITE WALNUT |
| DIRECTOR'S OFFICE | WS-18 | PEDESTAL, PLINTH BASE, FILE/FILE | STEELCASE | E6PD233027F | 23 1/4 D X 30 W X 27 1/2 H | 1 | SURFACE: GRAPHITE WALNUT |
| DIRECTOR'S OFFICE | WS-19 | SUPPORT-CORNER, PLINTH BASE | STEELCASE | E6QCT1212 | 12 W REAR X 12 D REAR | 1 | SURFACE: GRAPHITE WALNUT |
| DIRECTOR'S OFFICE | WS-20 | TOWER, LEG BASE, OPEN/DRAWERS, WARDROBE RIGHT | STEELCASE | E6TWL242472L | 24 D X 24 W X 72 1/2 H | 1 | SURFACE: GRAPHITE WALNUT |
| DIRECTOR'S OFFICE | WS-21 | WORKSURFACE-STRAIGHT FRONT CORNER | STEELCASE | E6WC4242242 | 42 WL X 42 WR X 24 DL X 24 DR | 1 | SURFACE: GRAPHITE WALNUT |
| DIRECTOR'S OFFICE | WS-22 | WORKSURFACE-STRAIGHT | STEELCASE | E6WS2448 | 24 D X 48 W | 1 | SURFACE: GRAPHITE WALNUT |
| DIRECTOR'S OFFICE | WS-23 | WORKSURFACE-STRAIGHT | STEELCASE | E6WS2460 | 24 D X 60 W | 1 | SURFACE: GRAPHITE WALNUT |

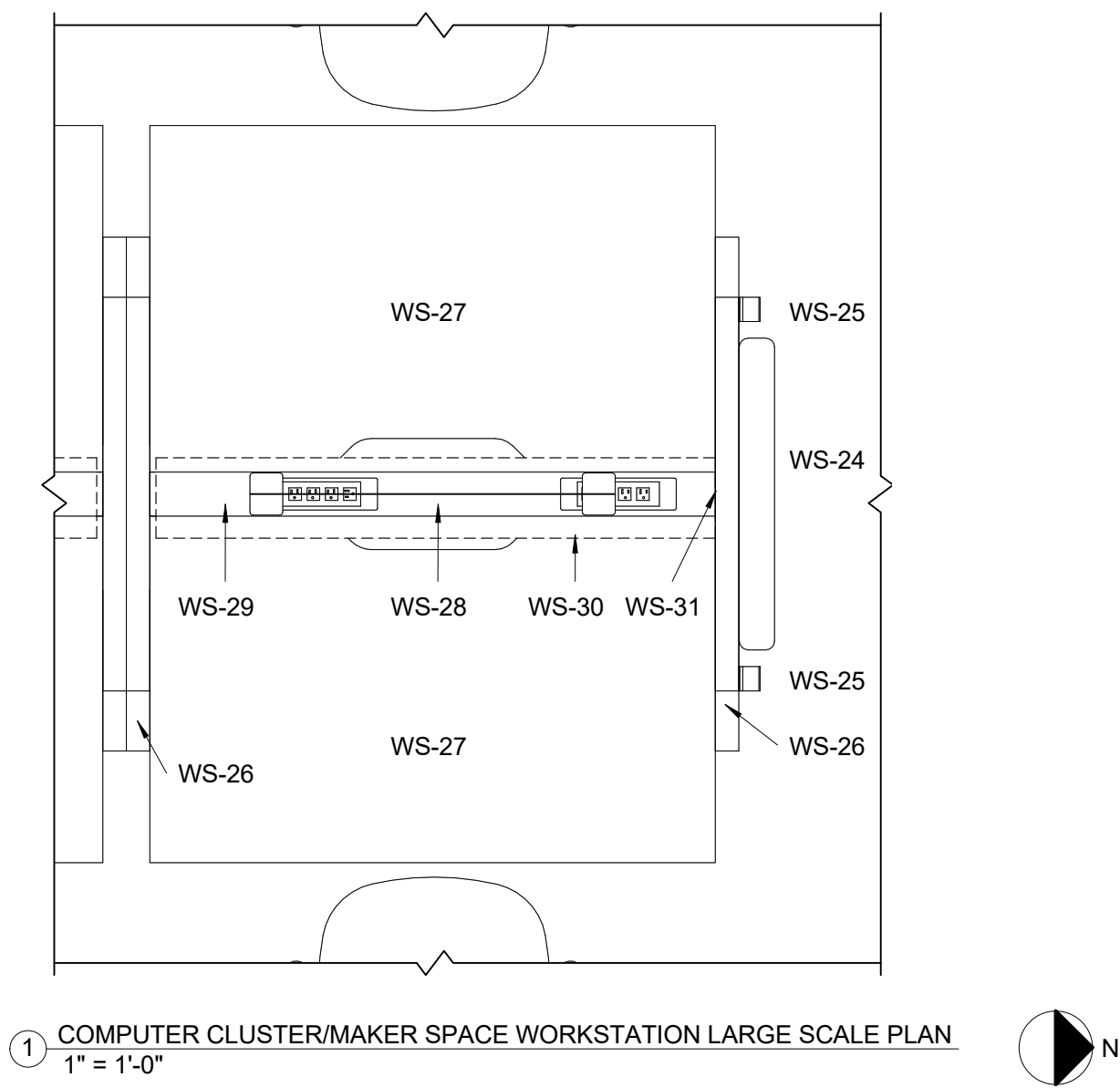


LARGE SCALE PLAN

PIKES PEAK
PUBLIC LIBRARY

DRAWN BY:
RGB INTERIORS
COURSE: ADHM 452
DATE: 22 APRIL 2016

A.10.11



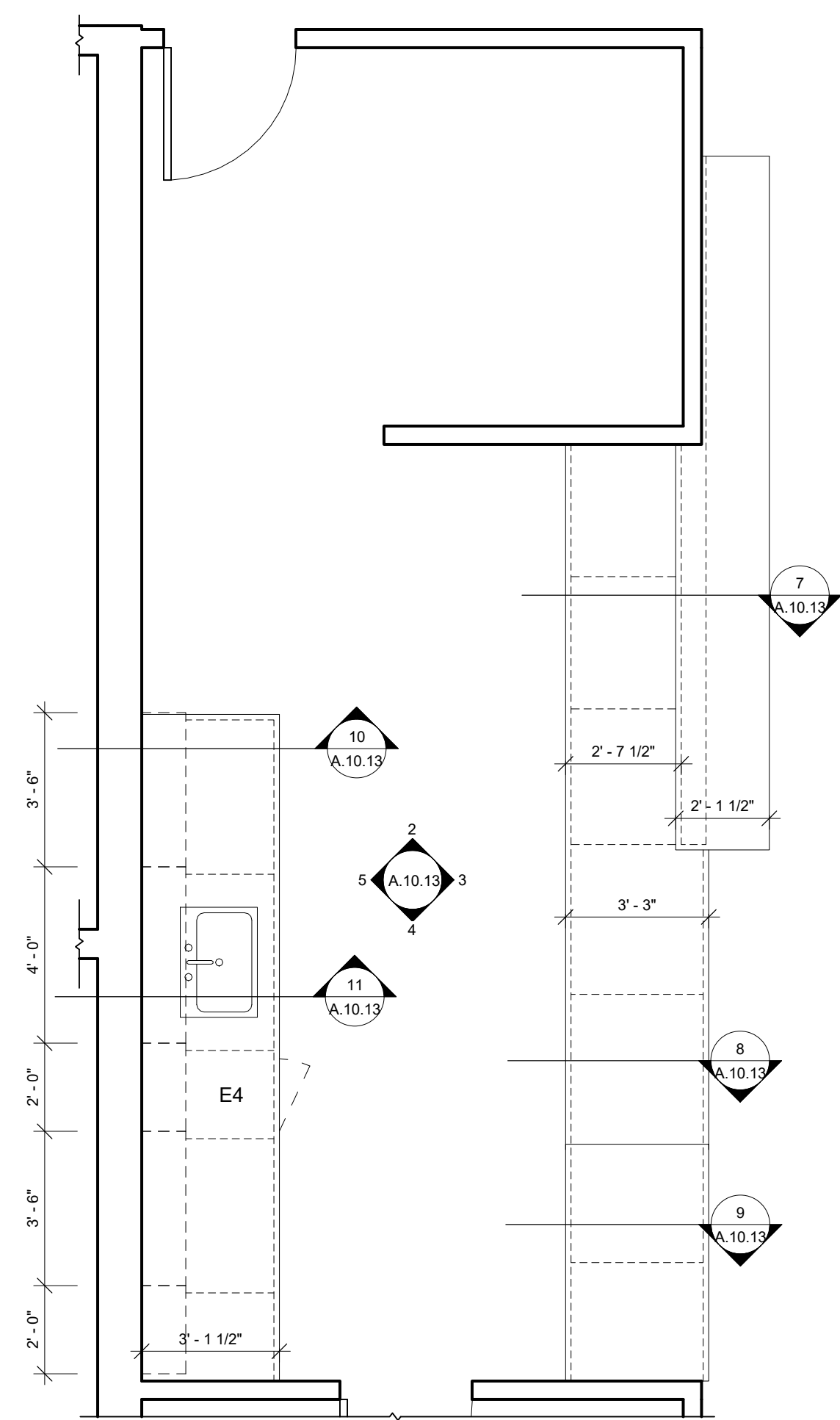
| WORKSTATION 3 | | | | | | | |
|--|--------|---|--------------|----------------|------------------------------|----------|--|
| ROOM | SYMBOL | DESCRIPTION | MANUFACTURER | PRODUCT NUMBER | DIMENSION/SIZE | QUANTITY | PRODUCT FINISH/COLOR |
| COMPUTER CLUSTER, TEEN AREA, & MAKER SPACE | WS-24 | BIVI; PLANTER | STEELCASE | TS2PLANTER | 2 7/8 H X 26 3/4 W X 2 7/8 D | 1 | PAINT: ARCTIC WHITE 7241 |
| COMPUTER CLUSTER, TEEN AREA, & MAKER SPACE | WS-25 | BIVI; HOOK, PACKAGE QUANTITY 2 | STEELCASE | TS2ACMH2 | 1 H X 2 W X 1 3/4 D | 1 | PAINT: ARCTIC WHITE 4140 |
| COMPUTER CLUSTER, TEEN AREA, & MAKER SPACE | WS-26 | BIVI; ARCH-SHORT | STEELCASE | TS2RCHL | 13 H X 32 3/8 W X 2 D | 1 | PAINT: ARCTIC WHITE 7241 |
| COMPUTER CLUSTER, TEEN AREA, & MAKER SPACE | WS-27 | BIVI; TABLE FOR 2, 2 TOPS, LEGS, CABLE TROUGH | STEELCASE | TS2TTWF3060 | 28 1/2 H X 62 W X 60 D | 1 | PAINT: ARCTIC WHITE 7241 LAMINATE: BLACKWOOD 25L6 |
| COMPUTER CLUSTER, TEEN AREA, & MAKER SPACE | WS-28 | SCREEN-PERSONAL/MODESTY, FIXED | STEELCASE | TS2SCREEN | 30 W X 14 1/4 H | 1 | PAINT: PLATINUM METALLIC 4799 CONNECT 3D: TURMERIC 5016 |
| COMPUTER CLUSTER, TEEN AREA, & MAKER SPACE | WS-29 | SUPPORT-PLATE | STEELCASE | TS714WSP | 14 D | 1 | PAINT: PLATINUM METALLIC 4799 |
| COMPUTER CLUSTER, TEEN AREA, & MAKER SPACE | WS-30 | CABLE TROUGH | STEELCASE | TS2RPCT | 8 H X 58 W X 4 D | 1 | PAINT: PLATINUM METALLIC 4799 |
| COMPUTER CLUSTER, TEEN AREA, & MAKER SPACE | WS-31 | TROUGH END COVER | STEELCASE | TS2CTEC | 4 5/8 H X 4 W X 7/8 D | 1 | PAINT: ARCTIC WHITE 4140 |



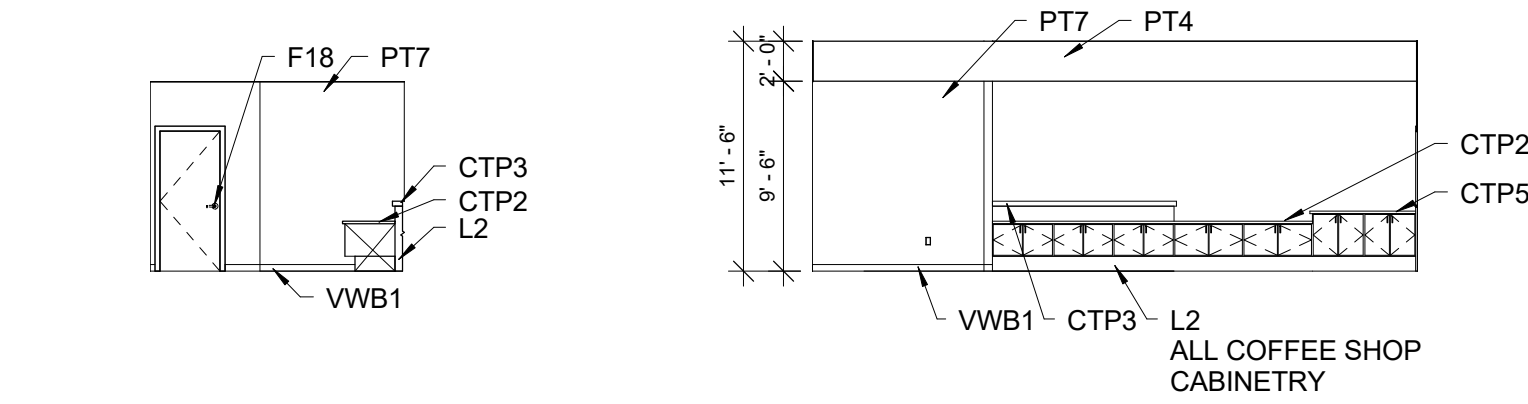
LARGE SCALE PLAN

PIKES PEAK
PUBLIC LIBRARY

DRAWN BY:
RGB INTERIORS
COURSE: ADHM 452
DATE: 22 APRIL 2016

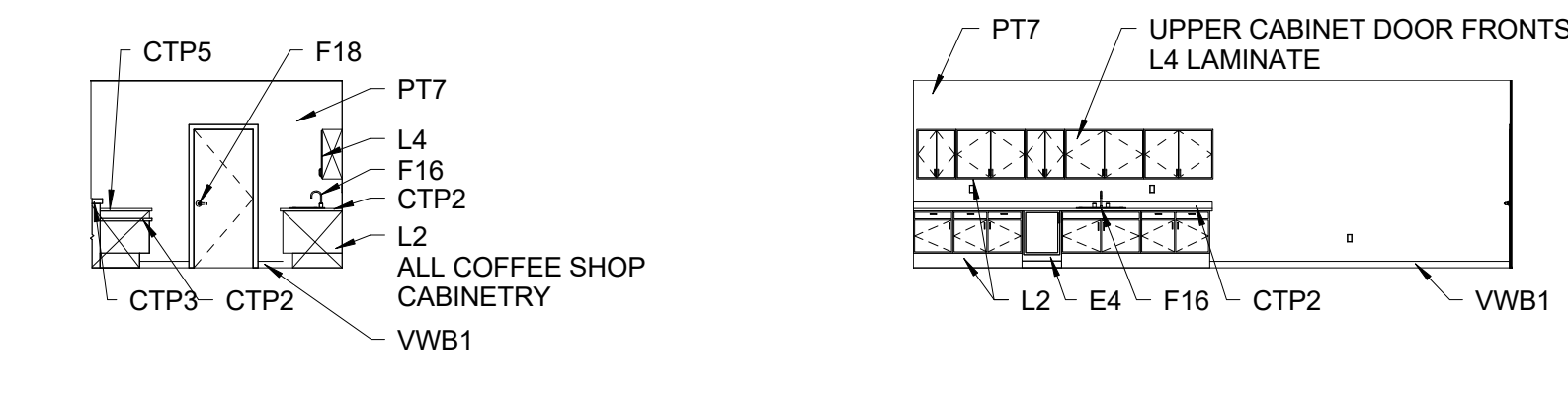


1 EGCC LARGE SCALE PLAN
3/8" = 1'-0"



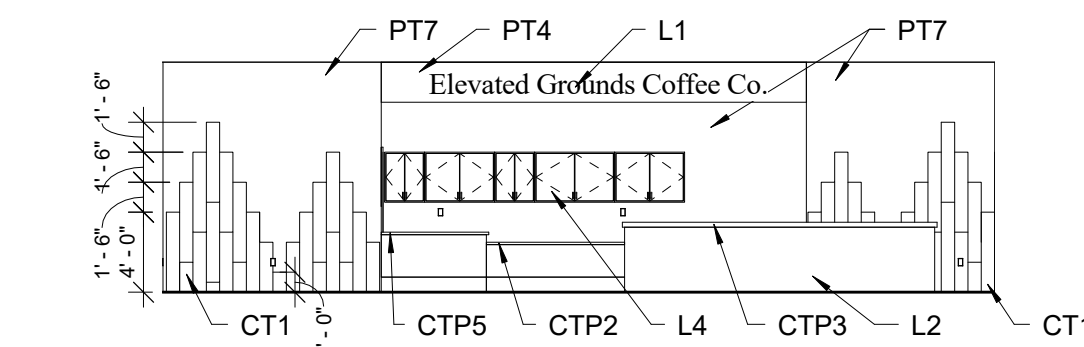
2 EGCC WEST ELEVATION
1/8" = 1'-0"

3 EGCC NORTH ELEVATION
1/8" = 1'-0"

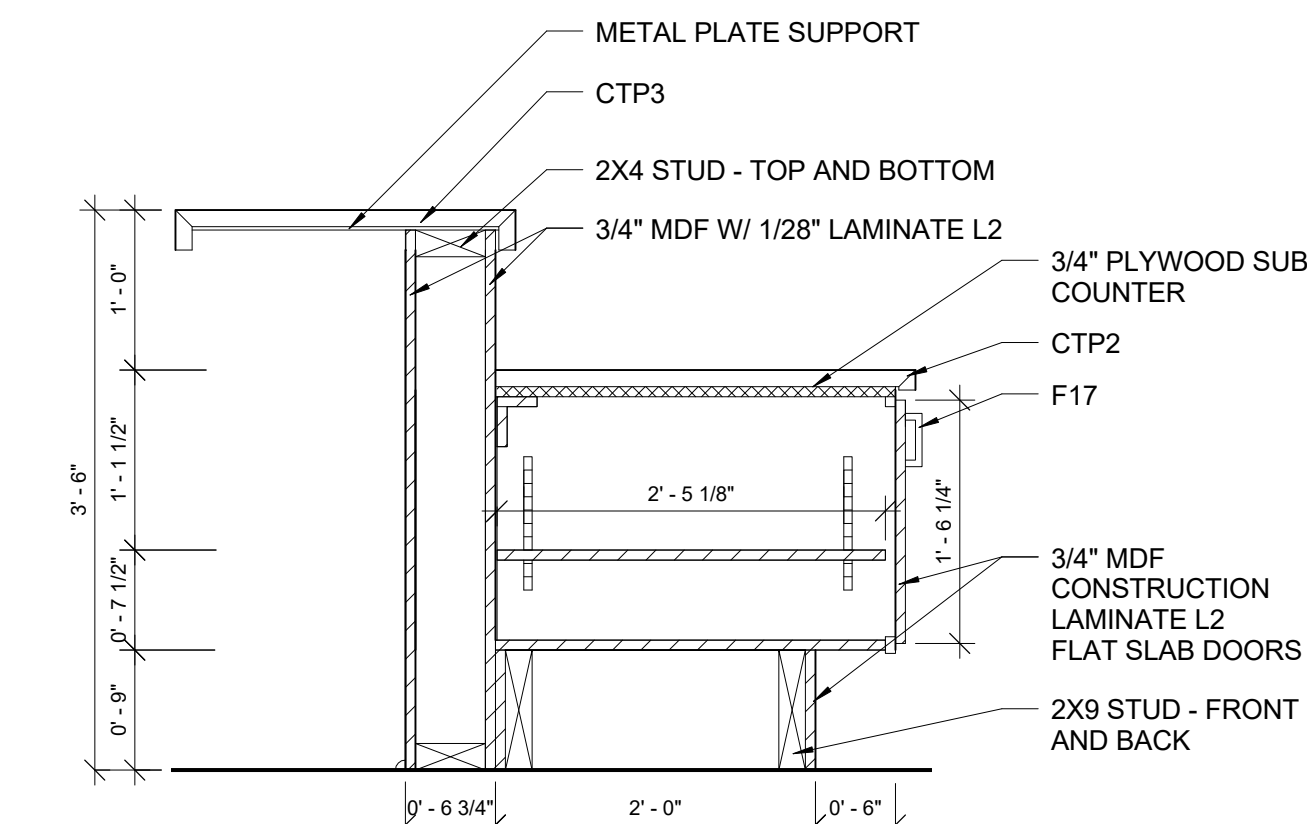


4 EGCC EAST ELEVATION
1/8" = 1'-0"

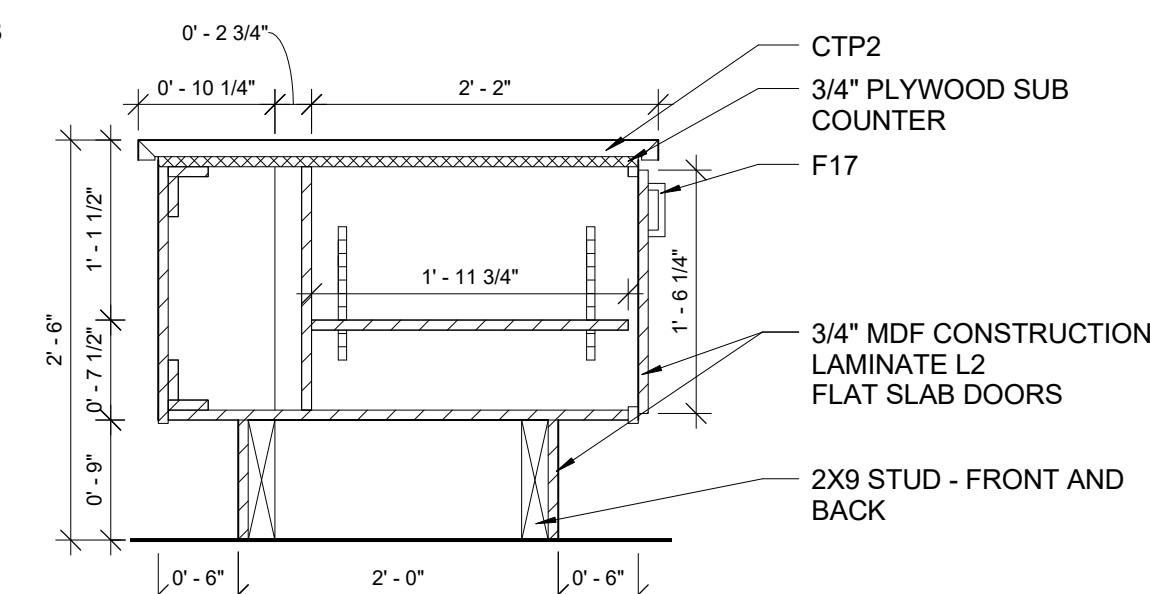
5 EGCC PREP SOUTH ELEVATION
1/8" = 1'-0"



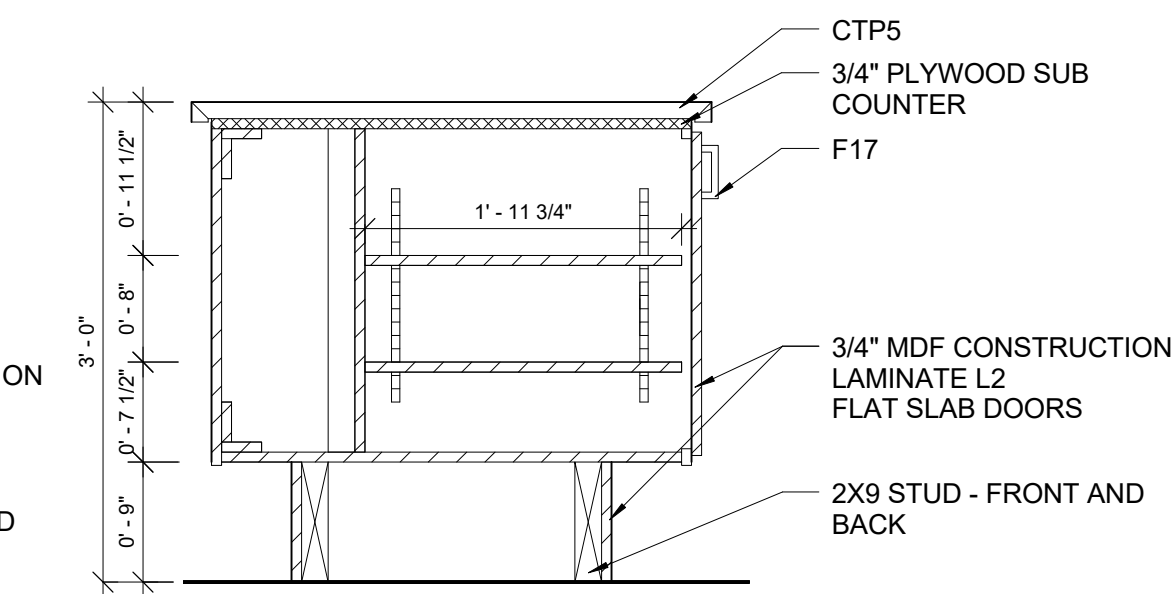
6 EGCC SOUTH ELEVATION
1/8" = 1'-0"



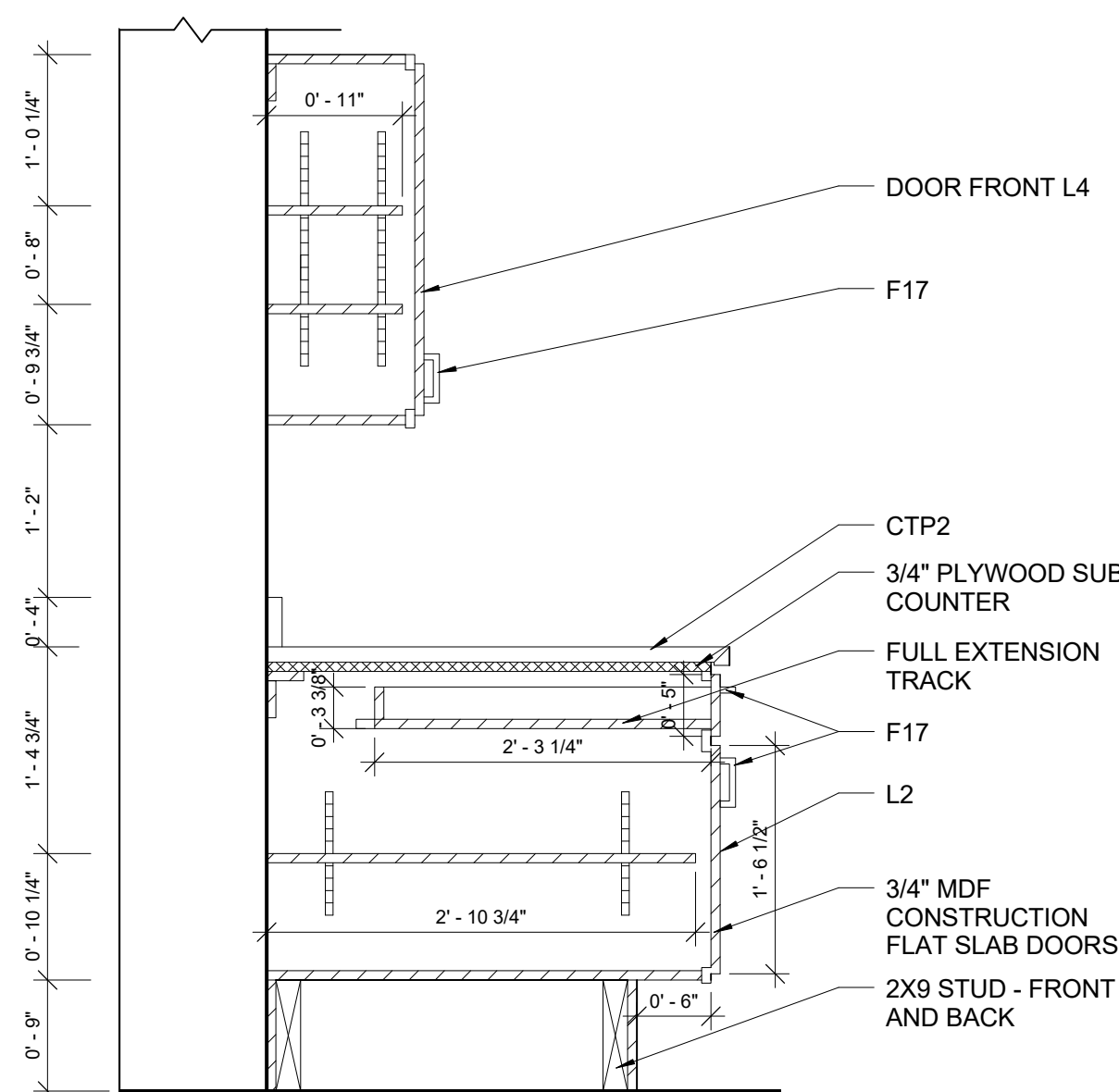
7 EGCC HIGH TOP SECTION
1" = 1'-0"



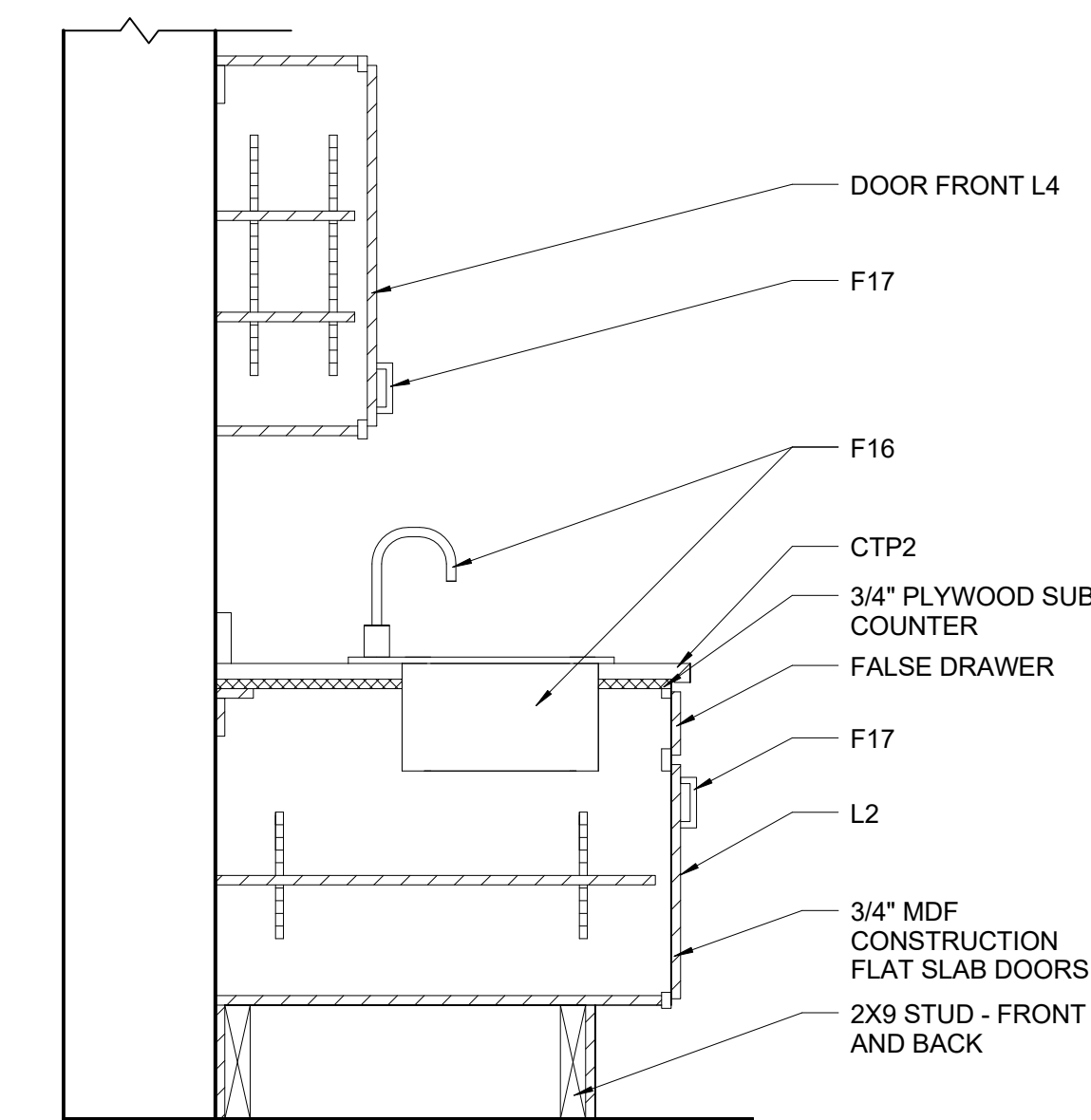
8 EGCC SALES SECTION
1" = 1'-0"



9 EGCC SUGAR/CREAMER SECTION
1" = 1'-0"



10 EGCC WORK STATION SECTION
1" = 1'-0"



11 EGCC WORK STATION SECTION
1" = 1'-0"

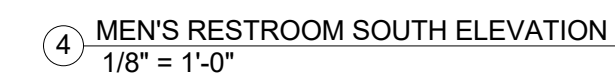
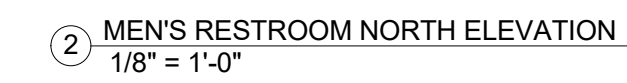


LARGE SCALE PLAN,
ELEVATIONS, & SECTIONS

PIKES PEAK
PUBLIC LIBRARY

DRAWN BY:
RGB INTERIORS
COURSE: ADHM 452
DATE: 22 APRIL 2016

A.10.13



NOTES:

| LEVEL 1 ROOM FINISH SCHEDULE | | | | | | | | | | |
|------------------------------|-------------|-----------|------|----------------|----------------|----------------|----------------|-----------------|---------------|--|
| ROOM NAME | ROOM NUMBER | FLOOR | BASE | WALLS | | | | CEILING | | NOTES |
| | | | | N | S | E | W | MATERIAL | HEIGHT | |
| RECEPTION | 101 | CT1 | VWB1 | -- | PT6 | -- | -- | -- | OTD | -- |
| LOCKER ROOM | 102 | CT1 | VWB1 | EXISTING BRICK | -- | WC1 | -- | -- | OTD | -- |
| DIRECTOR'S OFFICE | 103 | CT1 | -- | EXISTING BRICK | -- | -- | EXISTING BRICK | 2x2 ACT | 11'6" | -- |
| CONFERENCE ROOM | 104 | CPT2 | -- | -- | -- | -- | EXISTING BRICK | 2x2 ACT | 11'0" | -- |
| MEETING ROOM | 105 | CPT1/CPT2 | -- | -- | -- | -- | EXISTING BRICK | GYP BD SUSP CLD | OTD | CLD AT 11'0". SEE LVL 1 FLOOR PATTERN PLAN ON A.4.7 |
| MEETING ROOM | 106 | CPT1/CPT2 | -- | -- | -- | -- | EXISTING BRICK | GYP BD SUSP CLD | OTD | CLD AT 11'0". SEE LVL 1 FLOOR PATTERN PLAN ON A.4.7 |
| MEETING ROOM | 107 | CPT1/CPT2 | -- | -- | -- | -- | EXISTING BRICK | GYP BD SUSP CLD | OTD | CLD AT 11'0". SEE LVL 1 FLOOR PATTERN PLAN ON A.4.7 |
| COMPUTER CLUSTER | 108 | CPT1/CPT2 | -- | -- | -- | -- | -- | GYP BD SUSP CLD | OTD | CLD AT 9'0" AND 11'0". SEE LVL 1 FLOOR PATTERN PLAN ON A.4.7 |
| ART GALLERY | 109 | CPT1/CPT2 | VWB1 | -- | -- | PT6 | PT6 | -- | OTD | SEE LVL 1 FLOOR PATTERN PLAN ON A.4.7 |
| LOUNGE SEATING | 110 | CT1 | VWB1 | WC4 | PT6/CT1 | -- | -- | -- | OPEN TO ABOVE | SEE ELEVATIONS ON A.10.1 |
| EGCC | 111 | CT3 | VWB1 | PT7 | PT7 | PT7 | PT7 | LEVEL 5 GYP BD | 9'6" | -- |
| CHILDREN'S AREA | 113 | CPT4/CPT5 | VWB1 | -- | PT3 | EXISTING BRICK | -- | GYP BD SUSP CLD | OTD | CLD AT 10'0", 10'6" AND 11'0". SEE LVL 1 FLOOR PATTERN PLAN ON A.4.7 |
| CHILDREN'S ROOM | 114 | CPT4/CPT5 | VWB1 | EXISTING BRICK | WC2 | -- | PT5 | GYP BD | 9'6" | SEE LVL 1 FLOOR PATTERN PLAN ON A.4.7 |
| FAMILY RESTROOM | 115 | CT2 | -- | PT3/CT5 | PT3/CT5 | EXISTING BRICK | PT3/CT5 | 2x2 ACT | 10'0" | SEE RROOM ELEVATIONS ON A.10.1 |
| WOMEN'S RESTROOM | 118 | CT2 | -- | PT4/CT5 | PT4/CT5 | PT4/CT5 | PT4/CT5 | 2x2 ACT | 10'0" | SEE RROOM ELEVATIONS ON A.10.1 |
| MEN'S RESTROOM | 119 | CT2 | -- | PT4/CT5 | PT4/CT5 | PT4/CT5 | PT4/CT5 | 2x2 ACT | 10'0" | SEE RROOM ELEVATIONS ON A.10.1 |
| STAFF WORK AREA | 120 | CPT1 | VWB1 | -- | EXISTING BRICK | -- | PT2 | 2x2 ACT | 10'0" | -- |
| CORRIDOR | 125 | CPT1 | VWB1 | -- | -- | -- | -- | -- | OTD | -- |
| CORRIDOR | 126 | CPT1 | VWB1 | PT4WC1 | -- | -- | PT4 | -- | OTD | SEE ELEVATIONS ON A.10.1 |
| CORRIDOR | 127 | CPT1 | VWB1 | -- | -- | PT6 | -- | -- | OTD | -- |

| BASE | |
|----------------------|-------------------------------|
| MATERIAL CODE: | VWB1 |
| MANUFACTURER: | ROPPE |
| STYLE NUMBER: | STANDARD COVE VINYL WALL BASE |
| PATTERN NAME/NUMBER: | 129 |
| COLOR NAME/NUMBER: | DOLPHIN |

| CERAMIC TILE | |
|----------------------|----------|
| MATERIAL CODE: | CT1 |
| MANUFACTURER: | ABK |
| STYLE NUMBER: | DPR35250 |
| PATTERN NAME/NUMBER: | DOLPHIN |
| COLOR NAME/NUMBER: | GREY |

| CERAMIC TILE | |
|----------------------|----------------|
| MATERIAL CODE: | CT2 |
| MANUFACTURER: | DALTILE |
| PATTERN NAME/NUMBER: | VOLUME 1.0 |
| COLOR NAME/NUMBER: | DEGREES SILVER |

| CERAMIC TILE | |
|----------------------|-------------|
| MATERIAL CODE: | CT3 |
| MANUFACTURER: | DALTILE |
| PATTERN NAME/NUMBER: | QUARRY TILE |
| COLOR NAME/NUMBER: | ARID GREY |

| CERAMIC TILE | |
|----------------------|---------------|
| MATERIAL CODE: | CT5 |
| MANUFACTURER: | DALTILE |
| STYLE NUMBER: | DR10 |
| PATTERN NAME/NUMBER: | DIGNITARY |
| COLOR NAME/NUMBER: | EMINENCE GREY |

| CARPET | |
|----------------------|----------------|
| MATERIAL CODE: | CPT1 |
| MANUFACTURER: | SHAW |
| STYLE NUMBER: | 5T015 |
| PATTERN NAME/NUMBER: | AGATE |
| COLOR NAME/NUMBER: | GRAPHITE/14481 |

| CARPET | |
|----------------------|---------------------|
| MATERIAL CODE: | CPT2 |
| MANUFACTURER: | SHAW |
| STYLE NUMBER: | 5T017 |
| PATTERN NAME/NUMBER: | QUARTZ TILE |
| COLOR NAME/NUMBER: | SMOKEY QUARTZ/14761 |

| CARPET | |
|----------------------|---------------|
| MATERIAL CODE: | CPT4 |
| MANUFACTURER: | KINETEX |
| STYLE NUMBER: | 1818 |
| PATTERN NAME/NUMBER: | FLASH |
| COLOR NAME/NUMBER: | TURQUESA/1727 |

| CARPET | |
|----------------------|---------------|
| MATERIAL CODE: | CPT5 |
| MANUFACTURER: | KINETEX |
| STYLE NUMBER: | 1816 |
| PATTERN NAME/NUMBER: | POP |
| COLOR NAME/NUMBER: | TURQUESA/1718 |

| PAINT | |
|--------------------|------------------------------------|
| MATERIAL CODE: | PT3 |
| MANUFACTURER: | BENJAMIN MOORE |
| PAINT TYPE: | NATURA ZERO-VOC AND ZERO EMISSIONS |
| SHEEN: | FLAT |
| COLOR NAME/NUMBER: | TEAL OCEAN/2049 30 |

| PAINT | |
|--------------------|------------------------------------|
| MATERIAL CODE: | PT4 |
| MANUFACTURER: | BENJAMIN MOORE |
| PAINT TYPE: | NATURA ZERO-VOC AND ZERO EMISSIONS |
| SHEEN: | FLAT |
| COLOR NAME/NUMBER: | MILLS SPRING BLUE/HC137 |

| PAINT | |
|--------------------|------------------------------------|
| MATERIAL CODE: | PT6 |
| MANUFACTURER: | BENJAMIN MOORE |
| PAINT TYPE: | NATURA ZERO-VOC AND ZERO EMISSIONS |
| SHEEN: | FLAT |
| COLOR NAME/NUMBER: | VALLEY FORGE TAN/AC 35 |

| PAINT | |
|--------------------|------------------------------------|
| MATERIAL CODE: | PT7 |
| MANUFACTURER: | BENJAMIN MOORE |
| PAINT TYPE: | NATURA ZERO-VOC AND ZERO EMISSIONS |
| SHEEN: | GLOSS |
| COLOR NAME/NUMBER: | VALLEY FORGE TAN/AC35 |

| WALLCOVERING | |
|----------------------|------------------------------|
| MATERIAL CODE: | WC1 |
| MANUFACTURER: | WOLF GORDON |
| STYLE NUMBER: | GOH10028926 |
| PATTERN NAME/NUMBER: | NATURAL WALLCOVERING 01 CORK |
| COLOR NAME/NUMBER: | NAT4204 |

| WALLCOVERING | |
|----------------------|------------------|
| MATERIAL CODE: | WC2 |
| MANUFACTURER: | MDC WALLCOVERING |
| STYLE NUMBER: | MDD3186 |
| PATTERN NAME/NUMBER: | TRAPEZE |
| COLOR NAME/NUMBER: | TIGHTROPE |

| WALLCOVERING | |
|----------------------|-------------|
| MATERIAL CODE: | WC4 |
| MANUFACTURER: | INNOVATIONS |
| STYLE NUMBER: | GCO-100 |
| PATTERN NAME/NUMBER: | GILDED CORK |
| COLOR NAME/NUMBER: | VERDANT |



LEVEL 1 ROOM FINISH
SCHEDULE

PIKES PEAK
PUBLIC LIBRARY

DRAWN BY:
RGB INTERIORS
COURSE: ADHM 452
DATE: 22 APRIL 2016

A.11.1

NOTES:

| LEVEL 2 ROOM FINISH SCHEDULE | | | | | | | | | | |
|------------------------------|-------------|-----------|------|----------------|---------|---------|----------------|------------------|--------|--|
| ROOM NAME | ROOM NUMBER | FLOOR | BASE | WALLS | | | | CEILING | | NOTES |
| | | | | N | S | E | W | MATERIAL | HEIGHT | |
| REFERENCE SERVICES | 200 | CPT1 | VWB1 | EXISTING BRICK | -- | -- | PT2 | 'GYP BD SUSP CLD | OTD | CLD AT 9'0" AND 10'0" |
| TEEN AREA | 201 | CPT1/CPT2 | VWB1 | EXISTING BRICK | -- | WP2 | EXISTING BRICK | 'GYP BD SUSP CLD | OTD | CLD AT 11'0", SEE LVL 2 FLOOR PATTERN PLAN ON A.4.8 |
| STUDY ROOM | 202 | CPT1/CPT2 | -- | -- | -- | -- | -- | 'GYP BD SUSP CLD | OTD | CLD AT 10'0", SEE LVL 2 FLOOR PATTERN PLAN ON A.4.8 |
| STUDY ROOM | 203 | CPT1/CPT2 | -- | -- | -- | -- | -- | 'GYP BD SUSP CLD | OTD | CLD AT 10'0", SEE LVL 2 FLOOR PATTERN PLAN ON A.4.8 |
| STUDY ROOM | 204 | CPT1/CPT2 | -- | -- | -- | -- | -- | 'GYP BD SUSP CLD | OTD | CLD AT 10'0", SEE LVL 2 FLOOR PATTERN PLAN ON A.4.8 |
| STUDY ROOM | 205 | CPT1/CPT2 | -- | -- | -- | -- | -- | 'GYP BD SUSP CLD | OTD | CLD AT 10'0", SEE LVL 2 FLOOR PATTERN PLAN ON A.4.8 |
| STUDY ROOM | 206 | CPT1/CPT2 | -- | -- | -- | -- | -- | 'GYP BD SUSP CLD | OTD | CLD AT 10'0", SEE LVL 2 FLOOR PATTERN PLAN ON A.4.8 |
| STUDY ROOM | 207 | CPT1/CPT2 | -- | -- | -- | -- | -- | 'GYP BD SUSP CLD | OTD | CLD AT 10'0", SEE LVL 2 FLOOR PATTERN PLAN ON A.4.8 |
| STUDY NOOK | 208 | CPT1/CPT2 | -- | -- | -- | -- | EXISTING BRICK | 'GYP BD SUSP CLD | OTD | CLD AT 10'0", SEE LVL 2 FLOOR PATTERN PLAN ON A.4.8 |
| STUDY NOOK | 209 | CPT1/CPT2 | -- | -- | -- | -- | EXISTING BRICK | 'GYP BD SUSP CLD | OTD | CLD AT 10'0", SEE LVL 2 FLOOR PATTERN PLAN ON A.4.8 |
| STUDY NOOK | 210 | CPT1/CPT2 | -- | -- | -- | -- | EXISTING BRICK | 'GYP BD SUSP CLD | OTD | CLD AT 10'0", SEE LVL 2 FLOOR PATTERN PLAN ON A.4.8 |
| STUDY NOOK | 211 | CPT1/CPT2 | -- | -- | -- | -- | EXISTING BRICK | 'GYP BD SUSP CLD | OTD | CLD AT 10'0", SEE LVL 2 FLOOR PATTERN PLAN ON A.4.8 |
| STUDY NOOK | 212 | CPT1/CPT2 | -- | -- | -- | -- | EXISTING BRICK | 'GYP BD SUSP CLD | OTD | CLD AT 10'0", SEE LVL 2 FLOOR PATTERN PLAN ON A.4.8 |
| STUDY NOOK | 213 | CPT1/CPT2 | -- | -- | -- | -- | EXISTING BRICK | 'GYP BD SUSP CLD | OTD | CLD AT 10'0", SEE LVL 2 FLOOR PATTERN PLAN ON A.4.8 |
| COMPUTER CLUSTER | 214 | CPT3/CPT6 | VWB1 | WC1 | PT4/CT4 | -- | -- | 'GYP BD SUSP CLD | OTD | CLD AT 10'0", SEE LVL 2 FLOOR PATTERN PLAN ON A.4.8 AND ELEVATIONS ON A.10.1 |
| MEN'S RESTROOM | 215 | CT2 | -- | PT4/CT5 | PT4/CT5 | PT4/CT5 | PT4/CT5 | 2x2 ACT | 10'0" | SEE RROOM ELEVATIONS ON A.10.1 |
| WOMEN'S RESTROOM | 216 | CT2 | -- | PT4/CT5 | PT4/CT5 | PT4/CT5 | PT4/CT5 | 2x2 ACT | 10'0" | SEE RROOM ELEVATIONS ON A.10.1 |
| FICTION BOOKS | 217 | CPT1/CPT2 | -- | -- | -- | -- | EXISTING BRICK | 'GYP BD SUSP CLD | OTD | CLD AT 9'6" AND 9'0", SEE LVL 2 FLOOR PATTERN PLAN ON A.4.8 |
| OVERSIZED BOOKS | 218 | CPT1/CPT2 | -- | -- | -- | -- | EXISTING BRICK | -- | OTD | CLD AT 11'0", SEE LVL 2 FLOOR PATTERN PLAN ON A.4.8 |
| NONFICTION BOOKS | 219 | CPT1/CPT2 | -- | -- | -- | -- | EXISTING BRICK | -- | OTD | CLD AT 9'6" AND 9'0", SEE LVL 2 FLOOR PATTERN PLAN ON A.4.8 |
| AUDIO/FILM | 220 | CPT1 | -- | EXISTING BRICK | -- | -- | -- | -- | OTD | -- |
| CORRIDOR | 225 | CPT1 | VWB1 | -- | -- | -- | PT4 | -- | OTD | -- |
| CORRIDOR | 226 | CPT1 | VWB1 | PT4/WC1 | -- | -- | -- | -- | OTD | SEE ELEVATIONS ON A.10.1 |
| CORRIDOR | 227 | CPT1 | VWB1 | -- | -- | PT6 | -- | -- | OTD | -- |

| BASE | |
|----------------------|-------------------------------|
| MATERIAL CODE: | VWB1 |
| MANUFACTURER: | ROPPE |
| STYLE NUMBER: | STANDARD COVE VINYL WALL BASE |
| PATTERN NAME/NUMBER: | 129 |
| COLOR NAME/NUMBER: | DOLPHIN |

| CERAMIC TILE | |
|----------------------|----------------|
| MATERIAL CODE: | CT2 |
| MANUFACTURER: | DALTILE |
| PATTERN NAME/NUMBER: | VOLUME 1.0 |
| COLOR NAME/NUMBER: | DEGREES SILVER |

| CERAMIC TILE | |
|----------------------|---------------|
| MATERIAL CODE: | CT5 |
| MANUFACTURER: | DALTILE |
| STYLE NUMBER: | DR10 |
| PATTERN NAME/NUMBER: | DIGNITARY |
| COLOR NAME/NUMBER: | EMINENCE GREY |

| CARPET | |
|----------------------|----------------|
| MATERIAL CODE: | CPT1 |
| MANUFACTURER: | SHAW |
| STYLE NUMBER: | 5T015 |
| PATTERN NAME/NUMBER: | AGATE |
| COLOR NAME/NUMBER: | GRAPHITE/14481 |

| CARPET | |
|----------------------|---------------------|
| MATERIAL CODE: | CPT2 |
| MANUFACTURER: | SHAW |
| STYLE NUMBER: | 5T017 |
| PATTERN NAME/NUMBER: | QUARTZ TILE |
| COLOR NAME/NUMBER: | SMOKEY QUARTZ/14761 |

| CARPET | |
|----------------------|-----------------|
| MATERIAL CODE: | CPT3 |
| MANUFACTURER: | TANDUS CENTIVA |
| STYLE NUMBER: | 4654 |
| PATTERN NAME/NUMBER: | METRI |
| COLOR NAME/NUMBER: | QUARTZITE/62105 |

| CARPET | |
|----------------------|-----------------|
| MATERIAL CODE: | CPT6 |
| MANUFACTURER: | TANDUS CENTIVA |
| STYLE NUMBER: | 4654 |
| PATTERN NAME/NUMBER: | METRI |
| COLOR NAME/NUMBER: | PERSIMMON/62115 |

| PAINT | |
|--------------------|------------------------------------|
| MATERIAL CODE: | PT2 |
| MANUFACTURER: | BENJAMIN MOORE |
| PAINT TYPE: | NATURA ZERO-VOC AND ZERO EMISSIONS |
| SHEEN: | FLAT |
| COLOR NAME/NUMBER: | BUTTERSOTCH/2157 30 |

| PAINT | |
|--------------------|------------------------------------|
| MATERIAL CODE: | PT4 |
| MANUFACTURER: | BENJAMIN MOORE |
| PAINT TYPE: | NATURA ZERO-VOC AND ZERO EMISSIONS |
| SHEEN: | FLAT |
| COLOR NAME/NUMBER: | MILLS SPRING BLUE/HC137 |

| PAINT | |
|--------------------|------------------------------------|
| MATERIAL CODE: | PT5 |
| MANUFACTURER: | BENJAMIN MOORE |
| PAINT TYPE: | NATURA ZERO-VOC AND ZERO EMISSIONS |
| SHEEN: | FLAT |
| COLOR NAME/NUMBER: | GRAPE JUICE/2074 10 |

| PAINT | |
|--------------------|------------------------------------|
| MATERIAL CODE: | PT6 |
| MANUFACTURER: | BENJAMIN MOORE |
| PAINT TYPE: | NATURA ZERO-VOC AND ZERO EMISSIONS |
| SHEEN: | FLAT |
| COLOR NAME/NUMBER: | VALLEY FORGE TAN/AC 35 |

| WALLCOVERING | |
|----------------------|------------------------------|
| MATERIAL CODE: | WC1 |
| MANUFACTURER: | WOLF GORDON |
| STYLE NUMBER: | GOH10028926 |
| PATTERN NAME/NUMBER: | NATURAL WALLCOVERING 01 CORK |
| COLOR NAME/NUMBER: | NAT4204 |



LEVEL 2 ROOM FINISH
SCHEDULE

PIKES PEAK
PUBLIC LIBRARY

DRAWN BY:
RGB INTERIORS
COURSE: ADHM 452
DATE: 22 APRIL 2016

A.11.2

| LEVEL 3 ROOM FINISH SCHEDULE | | | | | | | | | | |
|------------------------------|-------------|-----------|------|----------------|---------|----------------|----------------|-----------------|--------|--|
| ROOM NAME | ROOM NUMBER | FLOOR | BASE | WALLS | | | | CEILING | | NOTES |
| | | | | N | S | E | W | MATERIAL | HEIGHT | |
| REFERENCE SERVICES | 300 | CPT1 | VWB1 | -- | -- | -- | PT2 | GYP BD SUSP CLD | OTD | CLD AT 9'0" AND 10'0" |
| READING LOUNGE | 301 | CPT1/CPT2 | VWB1 | EXISTING BRICK | -- | WP2 | EXISTING BRICK | GYP BD SUSP CLD | OTD | CLD AT 11'0". SEE LVL 3 FLOOR PATTERN PLAN ON A.4.9 |
| STUDY NOOK | 302 | CPT1/CPT2 | -- | -- | -- | -- | EXISTING BRICK | GYP BD SUSP CLD | OTD | CLD AT 10'0". SEE LVL 3 FLOOR PATTERN PLAN ON A.4.9 |
| STUDY NOOK | 303 | CPT1/CPT2 | -- | -- | -- | -- | EXISTING BRICK | GYP BD SUSP CLD | OTD | CLD AT 10'0". SEE LVL 3 FLOOR PATTERN PLAN ON A.4.9 |
| STUDY NOOK | 304 | CPT1/CPT2 | -- | -- | -- | -- | EXISTING BRICK | GYP BD SUSP CLD | OTD | CLD AT 10'0". SEE LVL 3 FLOOR PATTERN PLAN ON A.4.9 |
| STUDY NOOK | 305 | CPT1/CPT2 | -- | -- | -- | -- | EXISTING BRICK | GYP BD SUSP CLD | OTD | CLD AT 10'0". SEE LVL 3 FLOOR PATTERN PLAN ON A.4.9 |
| STUDY NOOK | 306 | CPT1/CPT2 | -- | -- | -- | -- | EXISTING BRICK | GYP BD SUSP CLD | OTD | CLD AT 10'0". SEE LVL 3 FLOOR PATTERN PLAN ON A.4.9 |
| STUDY NOOK | 307 | CPT1/CPT2 | -- | -- | -- | -- | EXISTING BRICK | GYP BD SUSP CLD | OTD | CLD AT 10'0". SEE LVL 3 FLOOR PATTERN PLAN ON A.4.9 |
| REFERENCE/JOURNAL | 308 | CPT1/CPT2 | VWB1 | -- | -- | PT6 | -- | GYP BD SUSP CLD | OTD | CLD AT 9'0", 9'6" AND 11'0". SEE LVL 3 FLOOR PATTERN PLAN ON A.4.9 |
| HISTORY/GENEALOGY | 309 | CPT1/CPT2 | VWB1 | -- | -- | -- | -- | GYP BD SUSP CLD | OTD | CLD AT 9'0"AND 9'6". SEE LVL 3 FLOOR PATTERN PLAN ON A.4.9 |
| COMPUTER CLUSTER | 310 | CPT3/CPT6 | VWB1 | WC1 | PT4/CT4 | -- | -- | GYP BD SUSP CLD | OTD | CLD AT 10'0". SEE LVL 3 FLOOR PATTERN PLAN ON A.4.9 AND ELEVATIONS ON A.10.1 |
| MEN'S RESTROOM | 311 | CT2 | -- | PT4/CT5 | PT4/CT5 | PT4/CT5 | PT4/CT5 | 2x2 ACT | 10'0" | SEE RRROOM ELEVATIONS ON A.10.1 |
| WOMEN'S RESTROOM | 312 | CT2 | -- | PT4/CT5 | PT4/CT5 | PT4/CT5 | PT4/CT5 | 2x2 ACT | 10'0" | SEE RRROOM ELEVATIONS ON A.10.1 |
| FOREIGN LANGUAGE BOOKS | 313 | CPT1/CPT2 | VWB1 | -- | -- | -- | PT4 | GYP BD SUSP CLD | OTD | CLD AT 9'0" AND 11'0" |
| LOUNGE SEATING | 314 | CPT1/CPT2 | VWB1 | -- | -- | -- | -- | GYP BD SUSP CLD | OTD | CLD AT 9'0" |
| CLASSROOM | 315 | CPT1/CPT2 | VWB1 | -- | PT4 | EXISTING BRICK | -- | 2x2 ACT | 11'0" | -- |
| ART/PHOTOGRAPHY | 316 | CPT1/CPT2 | -- | -- | -- | EXISTING BRICK | -- | GYP BD SUSP CLD | OTD | CLD AT 9'0" AND 10'0" |
| MAKERSPACE | 317 | CPT1/CPT2 | -- | EXISTING BRICK | -- | EXISTING BRICK | -- | 2x2 ACT | 11'0" | -- |
| SCIENCE/TECHNOLOGY | 318 | CPT1 | -- | EXISTING BRICK | -- | -- | -- | GYP BD SUSP CLD | OTD | CLD AT 9'0" |
| CORRIDOR | 322 | CPT1 | VWB1 | -- | -- | -- | PT4 | -- | OTD | -- |
| CORRIDOR | 323 | CPT1 | VWB1 | PT4WC1 | -- | -- | -- | -- | OTD | SEE ELEVATIONS ON A.10.1 |
| CORRIDOR | 324 | CPT1 | VWB1 | -- | -- | PT6 | -- | -- | OTD | -- |

| BASE | |
|----------------------|-------------------------------|
| MATERIAL CODE: | VWB1 |
| MANUFACTURER: | ROPPE |
| STYLE NUMBER: | STANDARD COVE VINYL WALL BASE |
| PATTERN NAME/NUMBER: | 129 |
| COLOR NAME/NUMBER: | DOLPHIN |

| CERAMIC TILE | |
|----------------------|----------------|
| MATERIAL CODE: | CT2 |
| MANUFACTURER: | DALTILE |
| PATTERN NAME/NUMBER: | VOLUME 1.0 |
| COLOR NAME/NUMBER: | DEGREES SILVER |

| CERAMIC TILE | |
|----------------------|---------------|
| MATERIAL CODE: | CT5 |
| MANUFACTURER: | DALTILE |
| STYLE NUMBER: | DR10 |
| PATTERN NAME/NUMBER: | DIGNITARY |
| COLOR NAME/NUMBER: | EMINENCE GREY |

| CARPET | |
|----------------------|----------------|
| MATERIAL CODE: | CPT1 |
| MANUFACTURER: | SHAW |
| STYLE NUMBER: | 5T015 |
| PATTERN NAME/NUMBER: | AGATE |
| COLOR NAME/NUMBER: | GRAPHITE/14481 |

| CARPET | |
|----------------------|---------------------|
| MATERIAL CODE: | CPT2 |
| MANUFACTURER: | SHAW |
| STYLE NUMBER: | 5T017 |
| PATTERN NAME/NUMBER: | QUARTZ TILE |
| COLOR NAME/NUMBER: | SMOKEY QUARTZ/14761 |

| CARPET | |
|----------------------|-----------------|
| MATERIAL CODE: | CPT3 |
| MANUFACTURER: | TANDUS CENTIVA |
| STYLE NUMBER: | 4654 |
| PATTERN NAME/NUMBER: | METRI |
| COLOR NAME/NUMBER: | QUARTZITE/62105 |

| CARPET | |
|----------------------|-----------------|
| MATERIAL CODE: | CPT6 |
| MANUFACTURER: | TANDUS CENTIVA |
| STYLE NUMBER: | 4654 |
| PATTERN NAME/NUMBER: | METRI |
| COLOR NAME/NUMBER: | PERSIMMON/62115 |

| PAINT | |
|--------------------|------------------------------------|
| MATERIAL CODE: | PT2 |
| MANUFACTURER: | BENJAMIN MOORE |
| PAINT TYPE: | NATURA ZERO-VOC AND ZERO EMISSIONS |
| SHEEN: | FLAT |
| COLOR NAME/NUMBER: | BUTTERSCOTCH/2157.30 |

| PAINT | |
|--------------------|------------------------------------|
| MATERIAL CODE: | PT4 |
| MANUFACTURER: | BENJAMIN MOORE |
| PAINT TYPE: | NATURA ZERO-VOC AND ZERO EMISSIONS |
| SHEEN: | FLAT |
| COLOR NAME/NUMBER: | MILLS SPRING BLUE/HC137 |

| PAINT | |
|--------------------|------------------------------------|
| MATERIAL CODE: | PT6 |
| MANUFACTURER: | BENJAMIN MOORE |
| PAINT TYPE: | NATURA ZERO-VOC AND ZERO EMISSIONS |
| SHEEN: | FLAT |
| COLOR NAME/NUMBER: | VALLEY FORGE TAN/AC 35 |

| WALLCOVERING | |
|----------------------|------------------------------|
| MATERIAL CODE: | WC1 |
| MANUFACTURER: | WOLF GORDON |
| STYLE NUMBER: | GOH10028926 |
| PATTERN NAME/NUMBER: | NATURAL WALLCOVERING 01 CORK |
| COLOR NAME/NUMBER: | NAT4204 |

| WALL PANEL | |
|----------------------|-----------------|
| MATERIAL CODE: | WP2 |
| MANUFACTURER: | SEEYOND |
| STYLE NUMBER: | NA |
| PATTERN NAME/NUMBER: | TRANSITION05 |
| COLOR NAME/NUMBER: | DENIM GREY FELT |

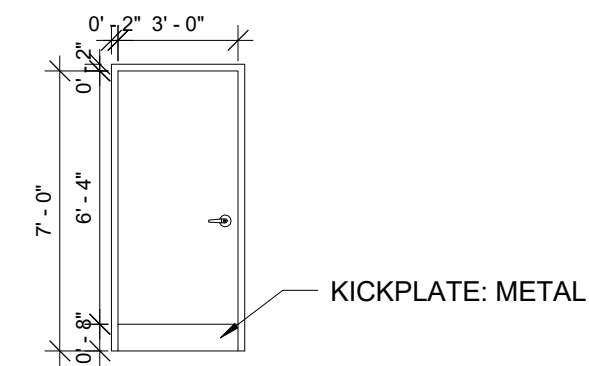


LEVEL 3 ROOM FINISH
SCHEDULE

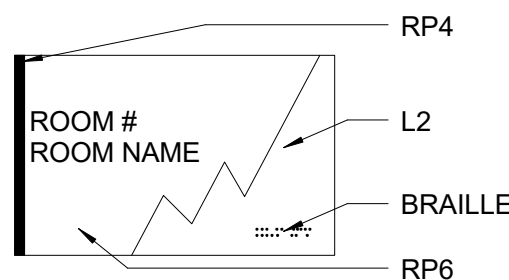
PIKES PEAK
PUBLIC LIBRARY

DRAWN BY:
RGB INTERIORS
COURSE: ADHM 452
DATE: 22 APRIL 2016

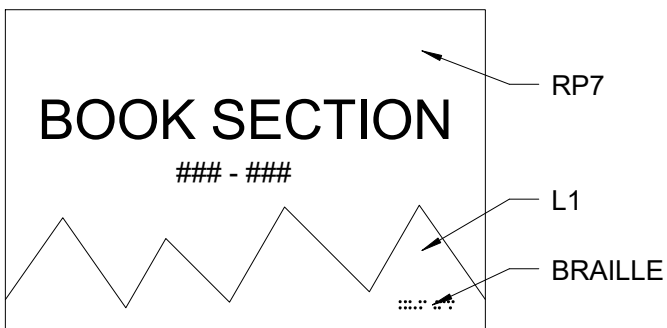
| DOOR SCHEDULE | | | | | | | | | | |
|---------------|-----------|----------------------|-------|------------|--------|------------|--------|----------|--------|--|
| DOOR NUMBER | DOOR CODE | DOOR OPENING | | | | FRAME | | | | REMARKS |
| | | SIZE | TYPE | MATERIAL | FINISH | TYPE | FINISH | HARDWARE | RATING | |
| 1 | A | 3'0" x 7'0" x 1-3/4" | FLUSH | SOLID WOOD | WALNUT | SOLID WOOD | WALNUT | F18 | 90-MIN | HARDWARE MUST MEET RATED DOOR REQUIREMENTS |



1 DOOR DETAIL
1/4" = 1'-0"



2 TYPICAL DOOR SIGNAGE
3" = 1'-0"



3 TYPICAL BOOK END SIGNAGE
3" = 1'-0"

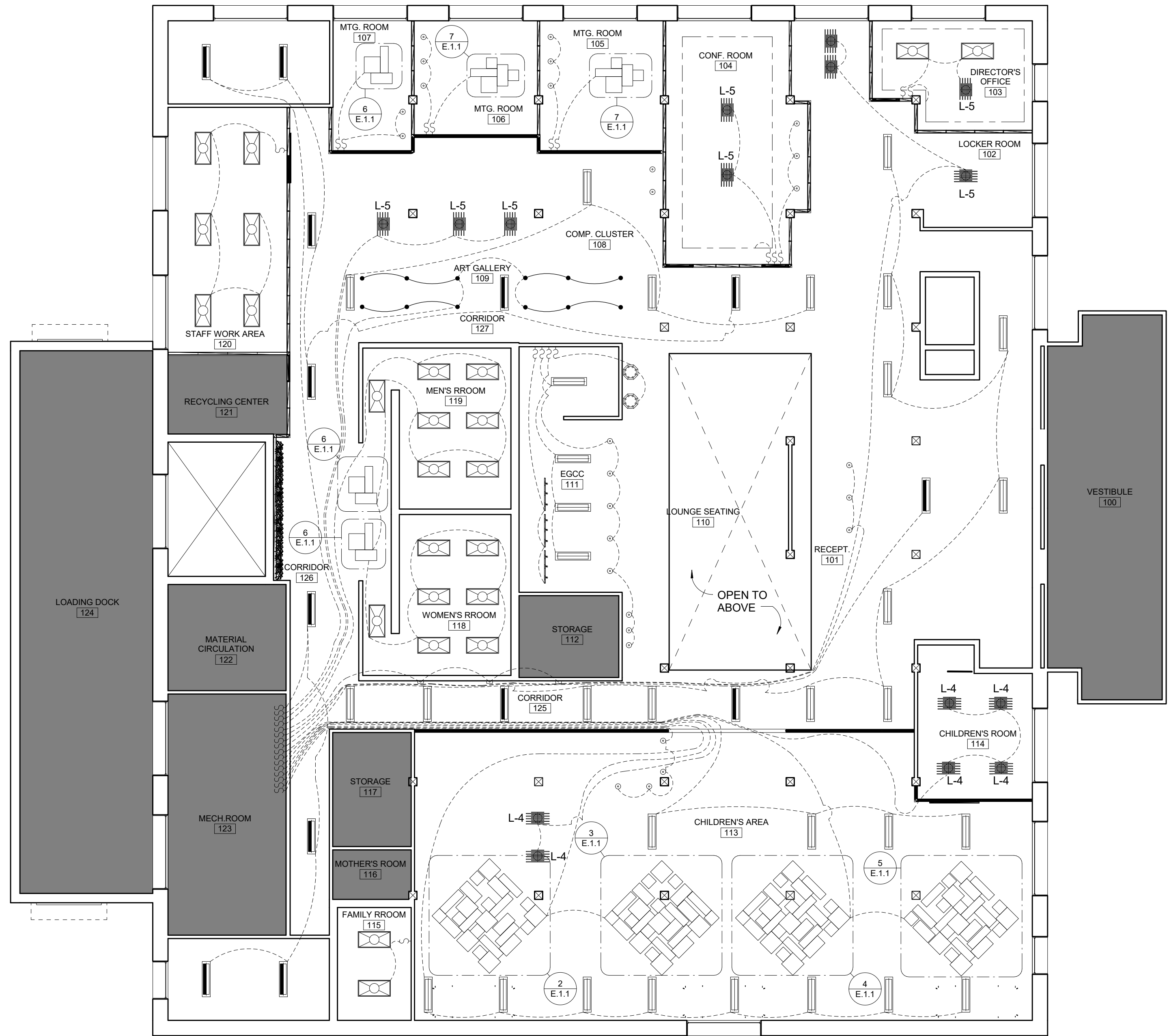


DOOR DETAILS & SCHEDULE

PIKES PEAK
PUBLIC LIBRARY

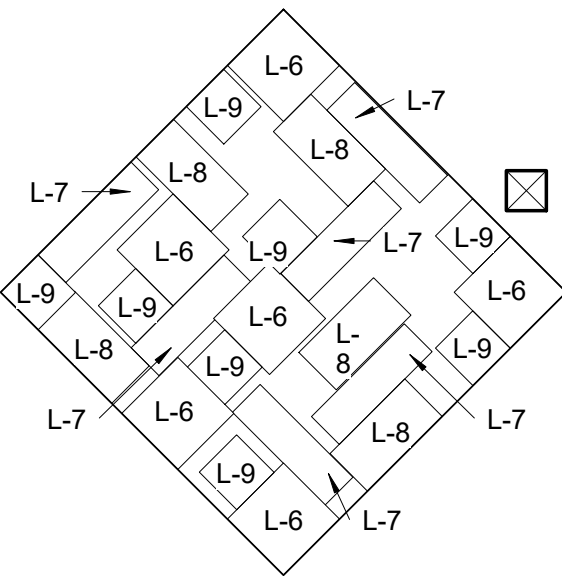
DRAWN BY:
RGB INTERIORS
COURSE: ADHM 452
DATE: 22 APRIL 2016

NOTES:
SWITCHES LOCATED 48" A.F.F.
O.C. UNLESS NOTED OTHERWISE
SEE LIGHTING SCHEDULE

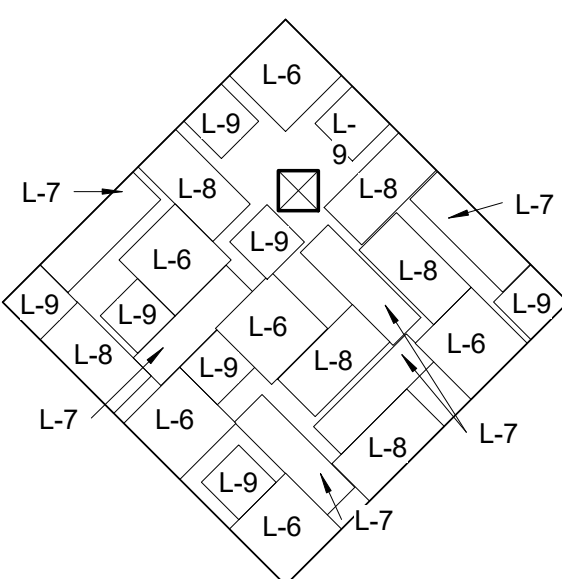


| LIGHTING/SWITCHING LEGEND | | |
|---------------------------|------|--------------------------|
| | L-1 | SUSPENDED FIXTURE |
| | L-2 | SUSPENDED FIXTURE |
| | L-3 | 2X4 RECESSED FLUORESCENT |
| | L-4 | PENDANT |
| | L-5 | PENDANT |
| | L-6 | SURFACE MOUNTED FIXTURE |
| | L-7 | SURFACE MOUNTED FIXTURE |
| | L-8 | SURFACE MOUNTED FIXTURE |
| | L-9 | SURFACE MOUNTED FIXTURE |
| | L-10 | PENDANT |
| | L-11 | PENDANT |
| | L-12 | TRACK LIGHTING |
| | L-13 | LED COVE LIGHTING |
| | L-14 | DIRECTIONAL PENDANT |
| | | EXIT SIGN |
| | | WALL SWITCH SINGLE POLE |

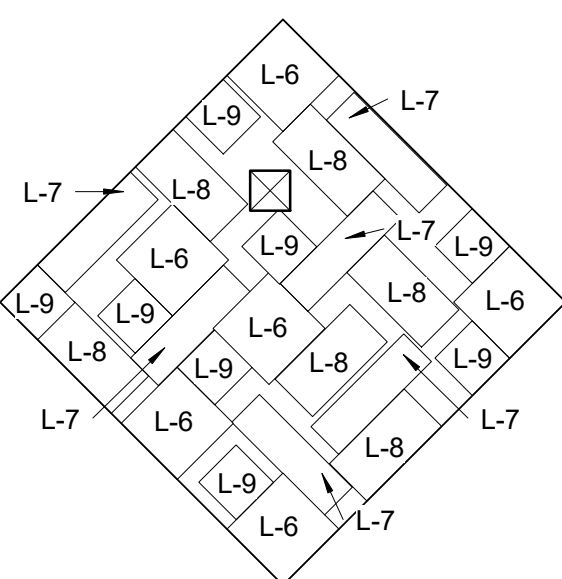
1 LEVEL 1 LIGHTING PLAN
1/8" = 1'-0"



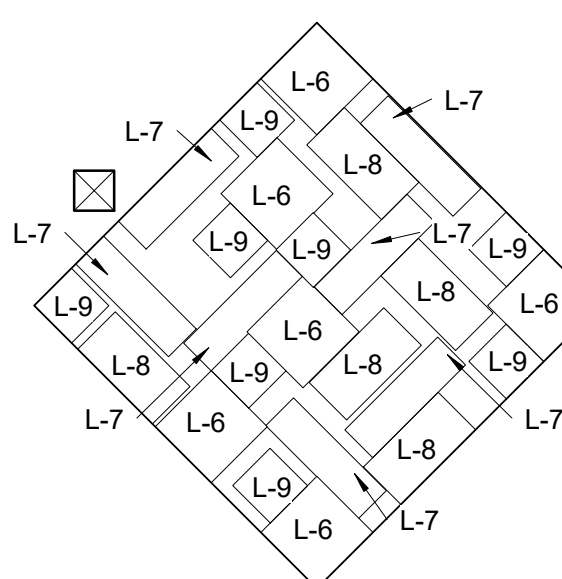
2 LIGHTING CLUSTER 1
1/4" = 1'-0"



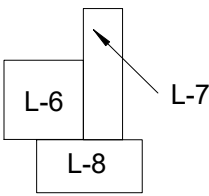
3 LIGHTING CLUSTER 2
1/4" = 1'-0"



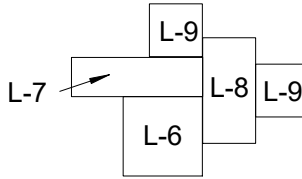
4 LIGHTING CLUSTER 3
1/4" = 1'-0"



5 LIGHTING CLUSTER 4
1/4" = 1'-0"



6 LIGHTING CLUSTER 5
1/4" = 1'-0"



7 LIGHTING CLUSTER 6
1/4" = 1'-0"



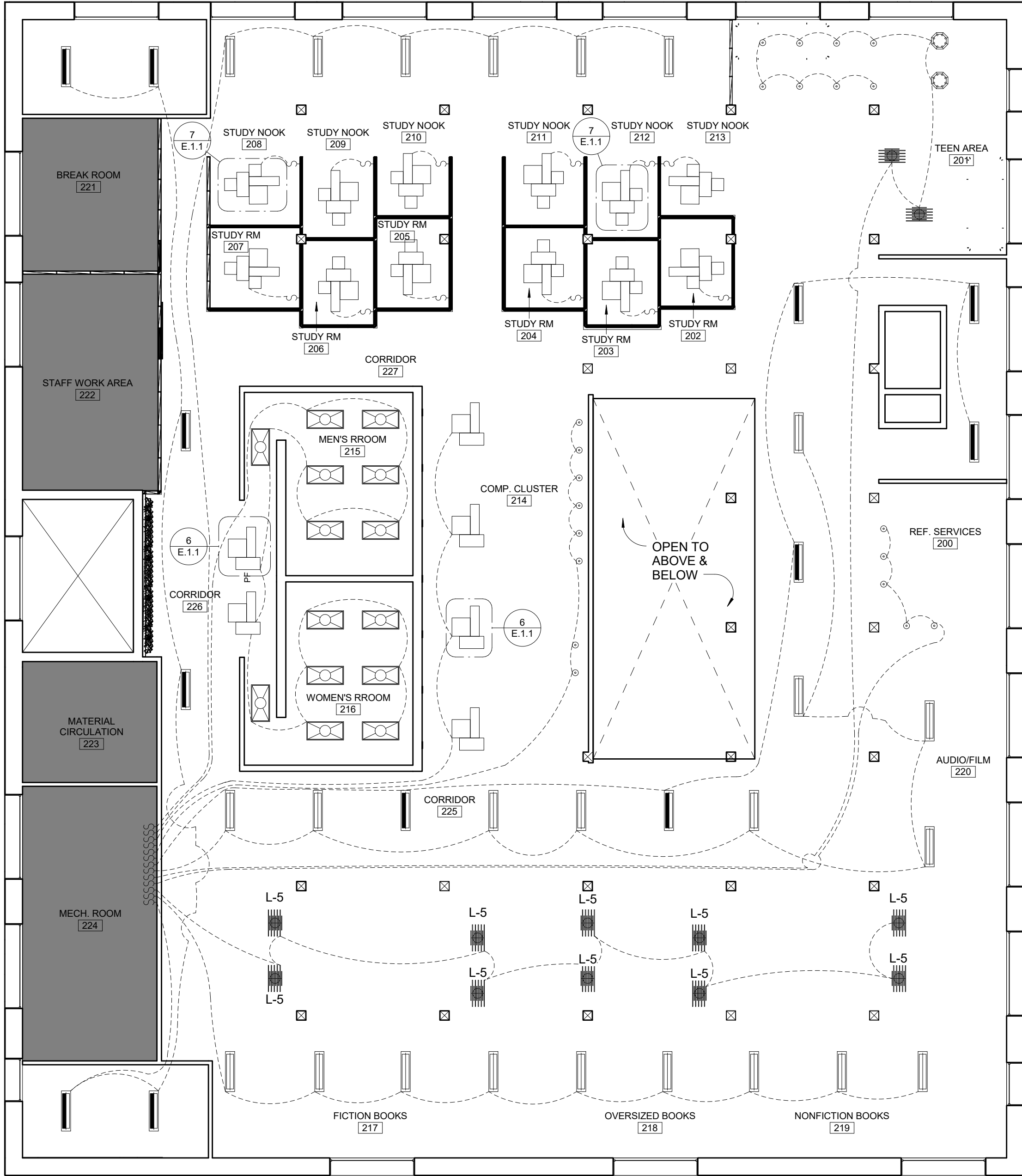
LEVEL 1 LIGHTING PLAN

PIKES PEAK
PUBLIC LIBRARY

DRAWN BY:
RGB INTERIORS
COURSE: ADHM 452
DATE: 22 APRIL 2016

E.1.1

NOTES:
SWITCHES LOCATED 48" A.F.F.
O.C. UNLESS NOTED OTHERWISE
SEE LIGHTING SCHEDULE



| LIGHTING/SWITCHING LEGEND | | |
|---------------------------|------|--------------------------|
| | L-1 | SUSPENDED FIXTURE |
| | L-2 | SUSPENDED FIXTURE |
| | L-3 | 2X4 RECESSED FLUORESCENT |
| | L-4 | PENDANT |
| | L-5 | PENDANT |
| | L-6 | SURFACE MOUNTED FIXTURE |
| | L-7 | SURFACE MOUNTED FIXTURE |
| | L-8 | SURFACE MOUNTED FIXTURE |
| | L-9 | SURFACE MOUNTED FIXTURE |
| | L-10 | PENDANT |
| | L-11 | PENDANT |
| | L-12 | TRACK LIGHTING |
| | L-13 | LED COVE LIGHTING |
| | L-14 | DIRECTIONAL PENDANT |
| | | EXIT SIGN |
| | | WALL SWITCH SINGLE POLE |



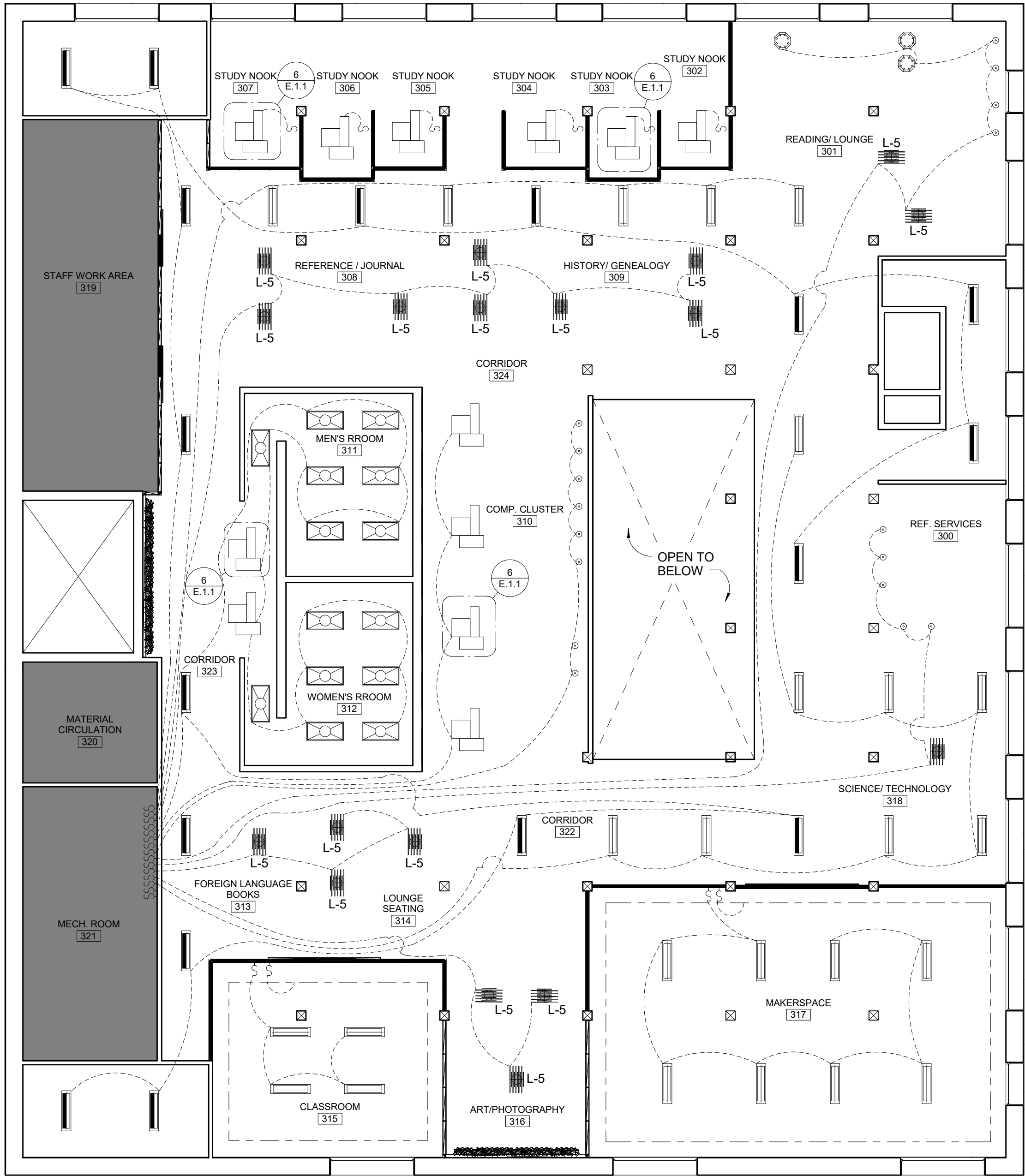
LEVEL 2 LIGHTING PLAN

PIKES PEAK
PUBLIC LIBRARY

DRAWN BY:
RGB INTERIORS
COURSE: ADHM 452
DATE: 22 APRIL 2016

E.1.2

NOTES:
SWITCHES LOCATED 48" A.F.F.
O.C. UNLESS NOTED OTHERWISE
SEE LIGHTING SCHEDULE



| LIGHTING/SWITCHING LEGEND | | |
|---------------------------|------|--------------------------|
| | L-1 | SUSPENDED FIXTURE |
| | L-2 | SUSPENDED FIXTURE |
| | L-3 | 2X4 RECESSED FLUORESCENT |
| | L-4 | PENDANT |
| | L-5 | PENDANT |
| | L-6 | SURFACE MOUNTED FIXTURE |
| | L-7 | SURFACE MOUNTED FIXTURE |
| | L-8 | SURFACE MOUNTED FIXTURE |
| | L-9 | SURFACE MOUNTED FIXTURE |
| | L-10 | PENDANT |
| | L-11 | PENDANT |
| | L-12 | TRACK LIGHTING |
| | L-13 | LED COVE LIGHTING |
| | L-14 | DIRECTIONAL PENDANT |
| | | EXIT SIGN |
| | | WALL SWITCH SINGLE POLE |

1 LEVEL 3 LIGHTING PLAN
1/8" = 1'-0" N



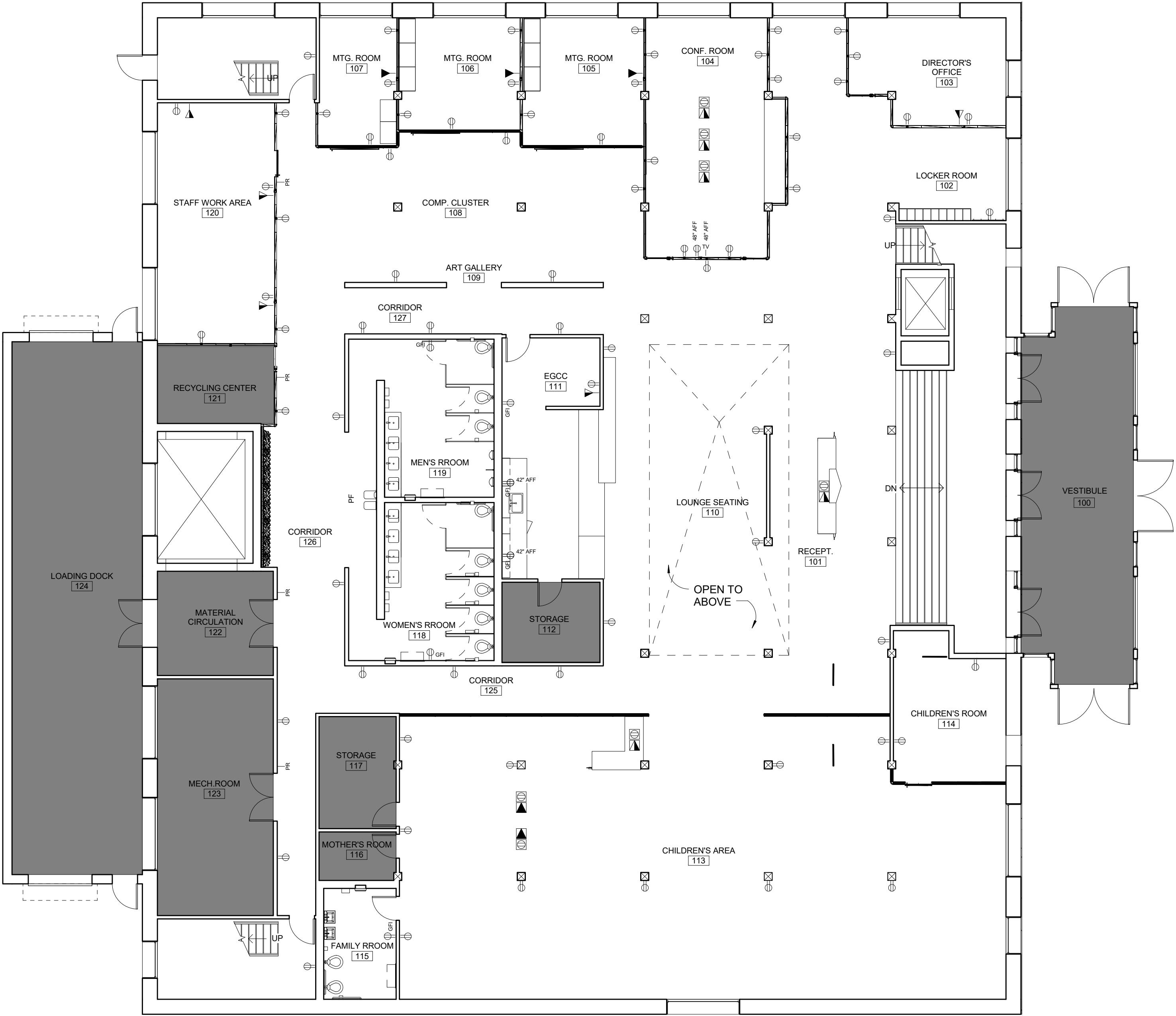
LEVEL 3 LIGHTING PLAN

PIKES PEAK
PUBLIC LIBRARY

DRAWN BY:
RGB INTERIORS
COURSE: ADHM 452
DATE: 22 APRIL 2016

E.1.3

NOTES:
RECEPTACLES LOCATED 18" A.F.F.
O.C. UNLESS NOTED OTHERWISE



| POWER & COMMUNICATION LEGEND | |
|------------------------------|---|
| | DUPLEX POWER FLOOR OUTLET |
| | TELEPHONE/DATA FLOOR OUTLET |
| | DATA FLOOR OUTLET |
| | 120 VOLT DUPLEX POWER RECEPTACLE |
| | DUPLEX POWER RECEPTACLE W/ GROUND FAULT INTERRUPTER CIRCUIT |
| | TELEPHONE/DATA OUTLET |
| | DATA OUTLET |
| | CABLE TV OUTLET |
| | PROXIMITY CARD READER |

1 LEVEL 1 POWER AND COMMUNICATION PLAN
1/8" = 1'-0"

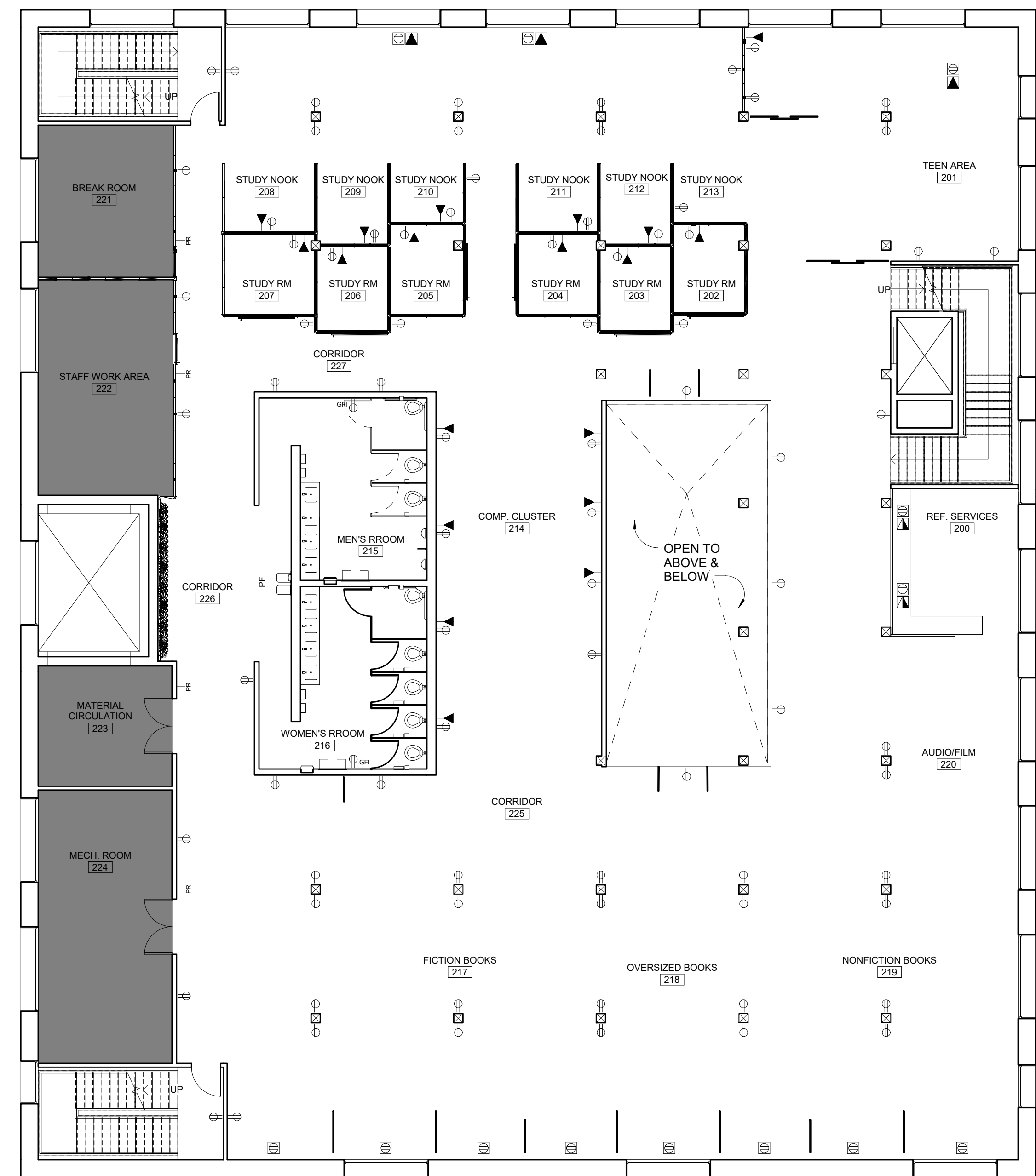


LEVEL 1 POWER AND
COMMUNICATION PLAN

PIKES PEAK
PUBLIC LIBRARY

DRAWN BY:
RGB INTERIORS
COURSE: ADHM 452
DATE: 22 APRIL 2016

NOTES:
RECEPTACLES LOCATED 18" A.F.F.
O.C. UNLESS NOTED OTHERWISE



| POWER & COMMUNICATION LEGEND | |
|------------------------------|---|
| | DUPLEX POWER FLOOR OUTLET |
| | TELEPHONE/DATA FLOOR OUTLET |
| | DATA FLOOR OUTLET |
| | 120 VOLT DUPLEX POWER RECEPTACLE |
| | DUPLEX POWER RECEPTACLE W/ GROUND FAULT INTERRUPTER CIRCUIT |
| | DATA OUTLET |
| | PROXIMITY CARD READER |

1 LEVEL 2 POWER AND COMMUNICATION PLAN
1/8" = 1'-0"



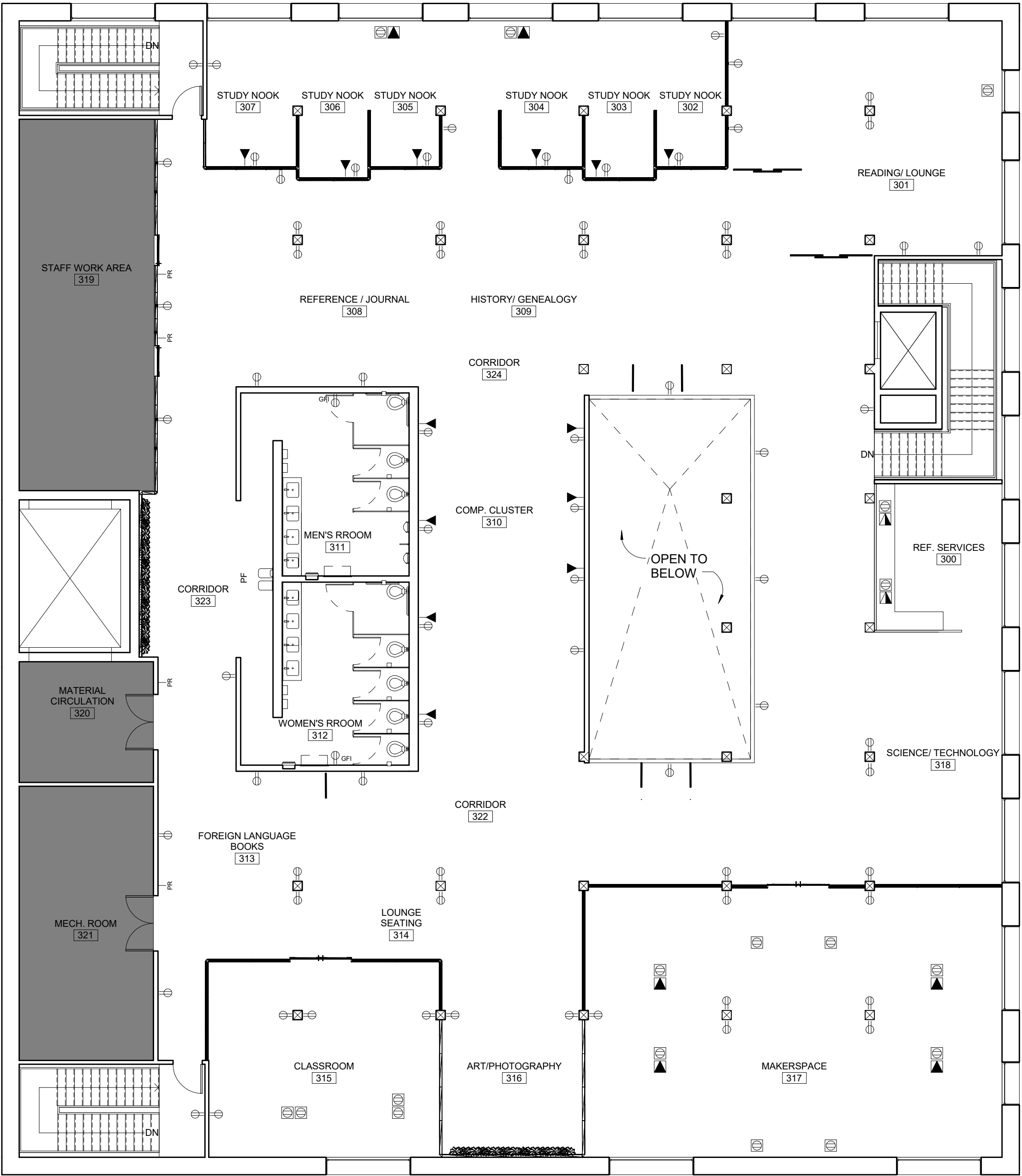
LEVEL 2 POWER AND
COMMUNICATION PLAN

PIKES PEAK
PUBLIC LIBRARY

DRAWN BY:
RGB INTERIORS
COURSE: ADHM 452
DATE: 22 APRIL 2016

E.2.2

NOTES:
RECEPTACLES LOCATED 18" A.F.F.
O.C. UNLESS NOTED OTHERWISE



1 LEVEL 3 POWER AND COMMUNICATION PLAN
1/8" = 1'-0"



| POWER & COMMUNICATION LEGEND | |
|------------------------------|---|
| | DUPLEX POWER FLOOR OUTLET |
| | TELEPHONE/DATA FLOOR OUTLET |
| | DATA FLOOR OUTLET |
| | 120 VOLT DUPLEX POWER RECEPTACLE |
| | DUPLEX POWER RECEPTACLE W/ GROUND FAULT INTERRUPTER CIRCUIT |
| | DATA OUTLET |
| | PROXIMITY CARD READER |



LEVEL 3 POWER AND
COMMUNICATION PLAN

PIKES PEAK
PUBLIC LIBRARY

DRAWN BY:
RGB INTERIORS
COURSE: ADHM 452
DATE: 22 APRIL 2016

E.2.3